



S P CAPITAL FINANCING LIMITED

**ANNUAL REPORT
FY 2023-24**

INDEX	Page No
Notice of Annual General Meeting	4
Director's Report	16
Management Discussion and Analysis	33
Corporate Governance Report	35
Auditors' Report (Standalone)	56
Standalone Accounts	67
Notes to Financial Statement	71
Auditors Report (Consolidated)	107
Consolidated Accounts	114
Notes to Financial Statement	118

Board of Directors and Key Managerial Personnel

Mr. Sureshchand Premchand Jain

Chairman and Managing Director

Mrs. Meena Sureshchand Jain

Director

Mr. Rajendra Ladakchand Jain

Independent Director

Mr. Arun Kumar Nayar

Independent Director

Chief Financial Officer

Mr. Sandeep Sakharam Gopale

Company Secretary & Compliance Officer

Ms. Sonali Sudhir Bapardekar

Secretarial Auditor

M/s. Shobha Ambure & Associates
Practicing Company Secretaries
Mumbai

Statutory Auditor

M/s. JMT & Associates
Chartered Accountants,
Mumbai

Bankers

Central Bank of India
HDFC Bank Ltd
RBL Bank Ltd

Registered Office

The Ruby, 5SC, 5th Floor, South Wing, Level 8th,
JK Sawant Marg, Dadar west- 400 028,
Mumbai, Maharashtra, India
CIN: L74140MH1983PLC029494
Tel- 022 4037 2415/29
Email Id: spcapitalfin@gmail.com

Registrar and Share Transfer Agent

Bigshare Services Pvt. Ltd.
Office No. S6-2, 6th Floor Pinnacle Business Park, Next to Ahura
Centre, Mahakali Caves Road, Andheri (East) - 400093, Mumbai.
Tel No.-022 62638295
www.bigshareonline.com

NOTICE OF ANNUAL GENERAL MEETING

NOTICE IS HEREBY GIVEN THAT THE 41ST (FORTY FIRST) ANNUAL GENERAL MEETING OF THE MEMBERS OF S P CAPITAL FINANCING LTD WILL BE HELD ON MONDAY, SEPTEMBER 30, 2024 AT 3:00 P.M. INDIAN STANDARD TIME (“IST”) THROUGH BY MEANS OF VIDEO CONFERENCING (“VC”) / OTHER AUDIO VISUAL MEANS (“OAVM”) TO TRANSACT THE FOLLOWING BUSINESS:

ORDINARY BUSINESS:

1. Adoption of Audited Standalone and Consolidated Financial Statements

To receive, consider and adopt the Audited Financial Statements (including Audited Consolidated Financial Statements) of the Company for the financial year ended March 31, 2024 together with the Reports of the Directors’ and the Auditor’s thereon and other reports.

2. To approve re-appointment of Director liable to retire by rotation

To appoint a director in place of Mr. Sureshchand Premchand Jain (DIN: 00004402) as Director who retires by rotation and being eligible, offers herself for re-appointment.

SPECIAL BUSINESS:

3. Appointment of Mr. Arun Kumar Nayar (DIN: 02015803) as an Independent Director of the Company:

To consider and if thought fit, to pass with or without modification(s), the following resolution as Special Resolution:

RESOLVED THAT pursuant to the provisions of Section 149, 150, 152 and 161 read with Schedule IV and all other applicable provisions, if any of the Companies Act, 2013 and rules made thereunder and Regulation 16(1)(b) and Regulation 25(2A) of Securities Exchange Board of India (Listing Obligation and Disclosure Requirement) Regulations, 2015 **Mr. Arun Kumar Nayar (DIN: 02015803)** who was appointed as an Additional Director of the Company, be and is hereby appointed as an Non-Executive, Independent Director of the Company, who shall not be liable to retire by rotation, with effect from September 30, 2024 for the five consecutive years till September 29, 2029.

**On behalf of Board of Directors
S P CAPITAL FINANCING LTD**

**Sd/-
Sonali Sudhir Bapardekar
Company Secretary & Compliance Officer
Membership No.: A66065**

Date: August 13, 2024

Place: Mumbai

Registered office:

The Ruby, 5SC, 5th Floor, South Wing,
Level 8th JK Sawant Marg, Dadar West-400 028,
Mumbai, Maharashtra.

CIN: L74140MH1983PLC029494

Website: www.spcapital.in

Email: spcapitalfin@gmail.com

NOTES:

1. The Ministry of Corporate Affairs has vide General Circular no. 20/2020 dated May 5, 2020 read with General Circular No. 14/2020 dated April 8, 2020, General Circular No.17/2020 dated April 13, 2020, General Circular No. 39/2020 dated December 31, 2020, General Circular No. 02/2021 dated January 13, 2021, General Circular No. 19/2021 dated December 08, 2021, General Circular No. 21/2021 dated December 14, 2021, General Circular No. 2/2022 dated May 05, 2022, General Circular No. 10/2022 dated December 28, 2022 and General Circular No. 09/2023 dated September 25, 2023 (collectively referred to as "MCA Circulars") and the Securities and Exchange Board of India ("SEBI") vide its circular no. SEBI/HO/CFD/CMD1/CIR/P/2020/79 dated May 12, 2020, Circular No. SEBI/HO/CFD/CMD2/CIR/P/2022/62 dated May 13, 2022, Circular No. SEBI/HO/CFD/PoD-2/P/CIR/2023/4 dated January 05, 2023 and SEBI/HO/CFD/CFD-PoD-2/P/CIR/2023/167 dated October 07, 2023 (collectively referred to as "SEBI Circulars") permitted the holding of the Annual General Meeting ("AGM") through Video Conferencing ("VC") or Other Audio Visual Means ("OAVM"), without the physical presence of the Members at a common venue. In compliance with the provisions of the Companies Act, 2013 (the "Companies Act" or the "Act"), SEBI (Listing Obligations and Disclosure Requirements) Regulations, 2015 ("SEBI Listing Regulations"), MCA Circulars and SEBI Circulars, the AGM of the Company is being held through VC/ OAVM. National Securities Depositories Limited ('NSDL') will be providing facility for voting through remote e-voting, for participation in the AGM through VC/ OAVM facility and e-voting during the AGM. The registered office of the Company shall be deemed to be the venue of the AGM. The procedure for participating in the meeting through VC/ OAVM is explained below and is also available on the website of the Company at www.spcapital.in
2. Pursuant to the Circular No. 14/2020 dated April 08, 2020, issued by the Ministry of Corporate Affairs, the facility to appoint proxy to attend and cast vote for the members is not available for this AGM. However, the Body Corporates are entitled to appoint authorised representatives to attend the AGM through VC/OAVM and participate there at and cast their votes through e-voting, provided that such members are required to send Authority letter or Board Resolution under Section 113 of the Companies Act, 2013 before the date of this AGM to the Company on the e-mail ID of spcapitalfin@gmail.com
3. The Members can join the AGM in the VC/OAVM mode 15 minutes before and after the scheduled time of the commencement of the Meeting by following the procedure mentioned in the Notice. The facility of participation at the AGM through VC/OAVM will be made available for 100 members on first come first served basis. This will not include large Shareholders (Shareholders holding 2% or more shareholding), Promoters, Institutional Investors, Directors, Key Managerial Personnel, the Chairpersons of the Audit Committee, Nomination and Remuneration Committee and Stakeholders Relationship Committee, Auditors etc. who are allowed to attend the AGM without restriction on account of first come first served basis.
4. The attendance of the Members attending the AGM through VC/OAVM will be counted for the purpose of reckoning the quorum under Section 103 of the Companies Act, 2013.
5. Pursuant to the provisions of Section 108 of the Companies Act, 2013 read with Rule 20 of the Companies (Management and Administration) Rules, 2014 (as amended) and Regulation 44 of SEBI (Listing Obligations & Disclosure Requirements) Regulations 2015 (as amended), and the Circulars issued by the Ministry of Corporate Affairs dated April 08, 2020, April 13, 2020 and May 05, 2020 the Company is providing facility of remote e-Voting to its Members in respect of the business to be transacted at the AGM. For this purpose, the Company has entered into an agreement with National Securities Depository Limited (NSDL) for facilitating voting through electronic means, as the authorized agency. The facility of casting votes by a member using remote e-Voting system as well as venue voting on the date of the AGM will be provided by NSDL.

6. In line with the Ministry of Corporate Affairs (MCA) Circular No. 17/2020 dated April 13, 2020, the Notice calling the AGM has been uploaded on the website of the Company at www.spcapital.in . The Notice can also be accessed from the websites of the Stock Exchanges i.e. BSE Limited and National Stock Exchange of India Limited at www.bseindia.com and respectively and the AGM Notice is also available on the website of NSDL (agency for providing the Remote e-Voting facility) i.e. www.evoting.nsdl.com .
7. An explanatory statement pursuant to Section 102 (1) of the Companies Act with respect to Item No. 3 and details under Regulation 36(5) of the SEBI Listing Regulations with respect to Item No. 2 and 3 of the notice set out above is annexed hereto.

THE INSTRUCTIONS FOR MEMBERS FOR REMOTE E-VOTING AND JOINING GENERAL MEETING ARE AS UNDER:-

The remote e-voting period begins on Friday, September 27, 2024 at 9.00 A.M. and ends on Sunday, September 29, 2024 at 5.00 P.M. The remote e-voting module shall be disabled by NSDL for voting thereafter. The Members, whose names appear in the Register of Members / Beneficial Owners as on the record date (cut-off date) i.e. Tuesday, September 24, 2024 may cast their vote electronically. The voting right of shareholders shall be in proportion to their share in the paid-up equity share capital of the Company as on the cut-off date, being Tuesday, September 24, 2024.

How do I vote electronically using NSDL e-Voting system?

The way to vote electronically on NSDL e-Voting system consists of “Two Steps” which are mentioned below:





Step 1: Access to NSDL e-Voting system

A) Login method for e-Voting and joining virtual meeting for Individual shareholders holding securities in demat mode

In terms of SEBI circular dated December 9, 2020 on e-Voting facility provided by Listed Companies, Individual shareholders holding securities in demat mode are allowed to vote through their demat account maintained with Depositories and Depository Participants. Shareholders are advised to update their mobile number and email Id in their demat accounts in order to access e-Voting facility.

Login method for Individual shareholders holding securities in demat mode is given below:

Type of shareholders	Login Method
Individual Shareholders holding securities in demat mode with NSDL.	<ol style="list-style-type: none"> 1. Existing IDeAS user can visit the e-Services website of NSDL Viz. https://eservices.nsdl.com either on a Personal Computer or on a mobile. On the e-Services home page click on the “Beneficial Owner” icon under “Login” which is available under ‘IDeAS’ section , this will prompt you to enter your existing User ID and Password. After successful authentication, you will be able to see e-Voting services under Value added services. Click on “Access to e-Voting” under e-Voting services and you will be able to see e-Voting page. Click on company name or e-Voting service provider i.e. NSDL and you will be re-directed to e-Voting website of NSDL for casting your vote during the remote e-Voting period or joining virtual meeting & voting during the meeting. 2. If you are not registered for IDeAS e-Services, option to register is available at https://eservices.nsdl.com. Select “Register Online for IDeAS Portal” or click at

	<p>https://eservices.nSDL.com/SecureWeb/IdeasDirectReg.jsp</p> <ol style="list-style-type: none"> 3. Visit the e-Voting website of NSDL. Open web browser by typing the following URL: https://www.evoting.nSDL.com/ either on a Personal Computer or on a mobile. Once the home page of e-Voting system is launched, click on the icon “Login” which is available under ‘Shareholder/Member’ section. A new screen will open. You will have to enter your User ID (i.e. your sixteen digit demat account number hold with NSDL), Password/OTP and a Verification Code as shown on the screen. After successful authentication, you will be redirected to NSDL Depository site wherein you can see e-Voting page. Click on company name or e-Voting service provider i.e. NSDL and you will be redirected to e-Voting website of NSDL for casting your vote during the remote e-Voting period or joining virtual meeting & voting during the meeting. 4. Shareholders/Members can also download NSDL Mobile App “NSDL Speede” facility by scanning the QR code mentioned below for seamless voting experience. <div style="text-align: center;"> <p>NSDL Mobile App is available on</p>     </div>
<p>Individual Shareholders holding securities in demat mode with CDSL</p>	<ol style="list-style-type: none"> 1. Users who have opted for CDSL Easi / Easiest facility, can login through their existing user id and password. Option will be made available to reach e-Voting page without any further authentication. The users to login Easi /Easiest are requested to visit CDSL website www.cdslindia.com and click on login icon & New System Myeasi Tab and then user your existing my easi username & password. 2. After successful login the Easi / Easiest user will be able to see the e-Voting option for eligible companies where the evoting is in progress as per the information provided by company. On clicking the evoting option, the user will be able to see e-Voting page of the e-Voting service provider for casting your vote during the remote e-Voting period or joining virtual meeting & voting during the meeting. Additionally, there is also links provided to access the system of all e-Voting Service Providers, so that the user can visit the e-Voting service providers’ website directly. 3. If the user is not registered for Easi/Easiest, option to register is available at CDSL website www.cdslindia.com and click on login & New System Myeasi Tab and then click on registration option.

	<p>4. Alternatively, the user can directly access e-Voting page by providing Demat Account Number and PAN No. from a e-Voting link available on www.cdslindia.com home page. The system will authenticate the user by sending OTP on registered Mobile & Email as recorded in the Demat Account. After successful authentication, user will be able to see the e-Voting option where the evoting is in progress and also able to directly access the system of all e-Voting Service Providers.</p>
Individual Shareholders (holding securities in demat mode) login through their depository participants	You can also login using the login credentials of your demat account through your Depository Participant registered with NSDL/CDSL for e-Voting facility. upon logging in, you will be able to see e-Voting option. Click on e-Voting option, you will be redirected to NSDL/CDSL Depository site after successful authentication, wherein you can see e-Voting feature. Click on company name or e-Voting service provider i.e. NSDL and you will be redirected to e-Voting website of NSDL for casting your vote during the remote e-Voting period or joining virtual meeting & voting during the meeting.

Important note: Members who are unable to retrieve User ID/ Password are advised to use Forget User ID and Forget Password option available at abovementioned website.

Helpdesk for Individual Shareholders holding securities in demat mode for any technical issues related to login through Depository i.e. NSDL and CDSL.

Login type	Helpdesk details
Individual Shareholders holding securities in demat mode with NSDL	Members facing any technical issue in login can contact NSDL helpdesk by sending a request at evoting@nsdl.com or call at 022 - 4886 7000
Individual Shareholders holding securities in demat mode with CDSL	Members facing any technical issue in login can contact CDSL helpdesk by sending a request at helpdesk.evoting@cdslindia.com or contact at toll free no. 1800 22 55 33

B) Login Method for e-Voting and joining virtual meeting for shareholders other than Individual shareholders holding securities in demat mode and shareholders holding securities in physical mode.

How to Log-in to NSDL e-Voting website?

1. Visit the e-Voting website of NSDL. Open web browser by typing the following URL: <https://www.evoting.nsdl.com/> either on a Personal Computer or on a mobile.
2. Once the home page of e-Voting system is launched, click on the icon “Login” which is available under ‘Shareholder/Member’ section.
3. A new screen will open. You will have to enter your User ID, your Password/OTP and a Verification Code as shown on the screen.
Alternatively, if you are registered for NSDL eservices i.e. IDEAS, you can log-in at <https://eservices.nsdl.com/> with your existing IDEAS login. Once you log-in to NSDL eservices after using your log-in credentials, click on e-Voting and you can proceed to Step 2 i.e. Cast your vote electronically.

4. Your User ID details are given below :

Manner of holding shares i.e. Demat (NSDL or CDSL) or Physical	Your User ID is:
a) For Members who hold shares in demat account with NSDL.	8 Character DP ID followed by 8 Digit Client ID For example if your DP ID is IN300*** and Client ID is 12***** then your user ID is IN300***12*****.
b) For Members who hold shares in demat account with CDSL.	16 Digit Beneficiary ID For example if your Beneficiary ID is 12***** then your user ID is 12*****.
c) For Members holding shares in Physical Form.	EVEN Number followed by Folio Number registered with the company For example if folio number is 001*** and EVEN is 101456 then user ID is 101456001***

5. Password details for shareholders other than Individual shareholders are given below:

- a) If you are already registered for e-Voting, then you can use your existing password to login and cast your vote.
- b) If you are using NSDL e-Voting system for the first time, you will need to retrieve the 'initial password' which was communicated to you. Once you retrieve your 'initial password', you need to enter the 'initial password' and the system will force you to change your password.
- c) How to retrieve your 'initial password'?
 - (i) If your email ID is registered in your demat account or with the company, your 'initial password' is communicated to you on your email ID. Trace the email sent to you from NSDL from your mailbox. Open the email and open the attachment i.e. a .pdf file. Open the .pdf file. The password to open the .pdf file is your 8 digit client ID for NSDL account, last 8 digits of client ID for CDSL account or folio number for shares held in physical form. The .pdf file contains your 'User ID' and your 'initial password'.
 - (ii) If your email ID is not registered, please follow steps mentioned below in **process for those shareholders whose email ids are not registered.**

6. If you are unable to retrieve or have not received the " Initial password" or have forgotten your password:

- a) Click on "**Forgot User Details/Password?**"(If you are holding shares in your demat account with NSDL or CDSL) option available on www.evoting.nsdl.com.
- b) **Physical User Reset Password?** (If you are holding shares in physical mode) option available on www.evoting.nsdl.com.
- c) If you are still unable to get the password by aforesaid two options, you can send a request at evoting@nsdl.co.in mentioning your demat account number/folio number, your PAN, your name and your registered address etc.
- d) Members can also use the OTP (One Time Password) based login for casting the votes on the e-Voting system of NSDL.

7. After entering your password, tick on Agree to "Terms and Conditions" by selecting on the check box.

8. Now, you will have to click on "Login" button.

9. After you click on the "Login" button, Home page of e-Voting will open.

Step 2: Cast your vote electronically and join General Meeting on NSDL e-Voting system.

How to cast your vote electronically and join General Meeting on NSDL e-Voting system?

1. After successful login at Step 1, you will be able to see all the companies "EVEN" in which you are holding shares and whose voting cycle and General Meeting is in active status.
2. Select "EVEN" of company for which you wish to cast your vote during the remote e-Voting period and casting your vote during the General Meeting. For joining virtual meeting, you need to click on "VC/OAVM" link placed under "Join General Meeting".
3. Now you are ready for e-Voting as the Voting page opens.
4. Cast your vote by selecting appropriate options i.e. assent or dissent, verify/modify the number of shares for which you wish to cast your vote and click on "Submit" and also "Confirm" when prompted.
5. Upon confirmation, the message "Vote cast successfully" will be displayed.
6. You can also take the printout of the votes cast by you by clicking on the print option on the confirmation page.
7. Once you confirm your vote on the resolution, you will not be allowed to modify your vote.

General Guidelines for shareholders

1. Institutional shareholders (i.e. other than individuals, HUF, NRI etc.) are required to send scanned copy (PDF/JPG Format) of the relevant Board Resolution/ Authority letter etc. with attested specimen signature of the duly authorized signatory(ies) who are authorized to vote, to the Scrutinizer by e-mail to mferraocs@gmail.com with a copy marked to evoting@nsdl.co.in. Institutional shareholders (i.e. other than individuals, HUF, NRI etc.) can also upload their Board Resolution / Power of Attorney / Authority Letter etc. by clicking on "Upload Board Resolution / Authority Letter" displayed under "e-Voting" tab in their login.
2. It is strongly recommended not to share your password with any other person and take utmost care to keep your password confidential. Login to the e-voting website will be disabled upon five unsuccessful attempts to key in the correct password. In such an event, you will need to go through the "[Forgot User Details/Password?](#)" or "[Physical User Reset Password?](#)" option available on www.evoting.nsdl.com to reset the password.
3. In case of any queries, you may refer the Frequently Asked Questions (FAQs) for Shareholders and e-voting user manual for Shareholders available at the download section of www.evoting.nsdl.com or call on.: 022 - 4886 7000 or send a request to Mr. Sanjeev Yadav at evoting@nsdl.com

Process for those shareholders whose email ids are not registered with the depositories for procuring user id and password and registration of e mail ids for e-voting for the resolutions set out in this notice:

1. In case shares are held in physical mode please provide Folio No., Name of shareholder, scanned copy of the share certificate (front and back), PAN (self attested scanned copy of PAN card), AADHAR (self attested scanned copy of Aadhar Card) by email to spcapitalfin@gmail.com

2. In case shares are held in demat mode, please provide DPID-CLID (16 digit DPID + CLID or 16 digit beneficiary ID), Name, client master or copy of Consolidated Account statement, PAN (self attested scanned copy of PAN card), AADHAR (self attested scanned copy of Aadhar Card) to spcapitalfin@gmail.com. If you are an Individual shareholders holding securities in demat mode, you are requested to refer to the login method explained at **step 1 (A)** i.e. **Login method for e-Voting and joining virtual meeting for Individual shareholders holding securities in demat mode.**
3. Alternatively shareholder/members may send a request to evoting@nsdl.co.in for procuring user id and password for e-voting by providing above mentioned documents.
4. In terms of SEBI circular dated December 9, 2020 on e-Voting facility provided by Listed Companies, Individual shareholders holding securities in demat mode are allowed to vote through their demat account maintained with Depositories and Depository Participants. Shareholders are required to update their mobile number and email ID correctly in their demat account in order to access e-Voting facility.

THE INSTRUCTIONS FOR MEMBERS FOR e-VOTING ON THE DAY OF THE AGM ARE AS UNDER:-

1. The procedure for e-Voting on the day of the AGM is same as the instructions mentioned above for remote e-voting.
2. Only those Members/ shareholders, who will be present in the AGM through VC/OAVM facility and have not casted their vote on the Resolutions through remote e-Voting and are otherwise not barred from doing so, shall be eligible to vote through e-Voting system in the AGM.
3. Members who have voted through Remote e-Voting will be eligible to attend the AGM. However, they will not be eligible to vote at the AGM.
4. The details of the person who may be contacted for any grievances connected with the facility for e-Voting on the day of the AGM shall be the same person mentioned for Remote e-voting.

INSTRUCTIONS FOR MEMBERS FOR ATTENDING THE EGM/AGM THROUGH VC/OAVM ARE AS UNDER:

1. Member will be provided with a facility to attend the AGM through VC/OAVM through the NSDL e-Voting system. Members may access by following the steps mentioned above for **Access to NSDL e-Voting system**. After successful login, you can see link of "VC/OAVM link" placed under "**Join meeting**" menu against company name. You are requested to click on VC/OAVM link placed under Join Meeting menu. The link for VC/OAVM will be available in Shareholder/Member login where the EVEN of Company will be displayed. Please note that the members who do not have the User ID and Password for e-Voting or have forgotten the User ID and Password may retrieve the same by following the remote e-Voting instructions mentioned in the notice to avoid last minute rush.
2. Members are encouraged to join the Meeting through Laptops for better experience.
3. Further Members will be required to allow Camera and use Internet with a good speed to avoid any disturbance during the meeting.
4. Please note that Participants Connecting from Mobile Devices or Tablets or through Laptop connecting via Mobile Hotspot may experience Audio/Video loss due to Fluctuation in their respective network. It is therefore recommended to use Stable Wi-Fi or LAN Connection to mitigate any kind of aforesaid glitches.
5. Shareholders who would like to express their views/have questions may send their questions in advance mentioning their name demat account number/folio number, email id, mobile number at cs@spcpaital.in. The same will be replied by the company suitably.

6. Members who would like to express their views or ask questions during the AGM may register themselves as a speaker by sending their request from their registered email address mentioning their name, DP ID and Client ID/folio number, PAN, mobile number at cs@spcapital.in from Saturday, September 21, 2024 (09.00 a.m IST) to Friday, September 27, 2024 (05.00 p.m IST). Those Members who have registered themselves as a speaker will only be allowed to express their views/ask questions during the AGM. The Company reserves the right to restrict the number of speakers depending on the availability of time for the AGM.

Other information:

1. The Scrutinizer shall, immediately after the conclusion of voting at the AGM, first count the votes cast during the AGM, thereafter unblock the votes cast through remote e-voting and make, not later than 48 hours of conclusion of the AGM, a consolidated Scrutinizer's Report of the total votes cast in favour or against, if any, to the Chairman or Director or a person authorised by him in writing, who shall countersign the same.
2. The results of the electronic voting shall be declared to the Stock Exchange on or before October 02, 2024. The results along with the Scrutinizer's Report shall also be placed on the website of the Company at www.spcapital.in and on the website of NSDL <https://www.evoting.nsdl.com> immediately. The Company shall simultaneously forward the results to the BSE Limited, where the shares of the Company are listed.
3. All the documents referred to in the accompanying Notice shall be available for inspection through electronic mode, upon the request being sent on cs@spcapital.in
4. Members seeking any information with regard to the accounts or any matter to be placed at the AGM are requested to write to the Company on or before September 26, 2024 through email on cs@spcapital.in the same will be replied by the Company suitably.
5. The details as stipulated under Regulation 36(3) of SEBI Listing Regulations and Secretarial Standards issued by the Institute of Company Secretaries of India, in respect of the director seeking re-appointment under Item Nos. 2 and appointment of director under Item Nos. 3 of this Notice, is annexed.
6. As per the provisions of Section 72 of the Act, and Rule 19(1) of the Companies (Share Capital and Debentures) Rules, 2014, Members holding shares in physical form may file nomination in the prescribed Form SH-13 with Registrar and Share Transfer Agent i.e. Bigshare Services Private Limited. In respect of shares held in dematerialize form; the nomination may be filed with the respective Depository Participants.

7. NOTE TO SHAREHOLDERS:

We hereby inform that SEBI vide its Circular SEBI/HO/MIRSD/MIRSD_RTAMB/P/CIR/2021/655 dated November 3, 2021 has mandated:

- a. Furnishing of PAN, email address, mobile number, bank account details, signature and nomination by holders of physical securities.
- b. Freezing of folios in cases where PAN is not linked with Aadhaar by March 31, 2022 (or any other date as may be specified by the Central Board of Direct Taxes).
- c. Folios wherein any one of the said document(s)/detail(s) are not available on or after April 1, 2023, shall be frozen. Such shareholders shall not be eligible to lodge grievance(s) or avail service request(s) from the RTA and shall not be eligible for receipt of dividend in physical mode.
- d. After December 31, 2025, the frozen folios shall be referred by RTA/Company to the administering authority under the Benami Transactions (Prohibitions) Act, 1988 and or Prevention of Money Laundering Act, 2002.

Further, in compliance to the SEBI Circular SEBI/HO/MIRSD/MIRSD_RTAMB/P/CIR/2022/8 dated January 25, 2022, if the service requests are received by RTA (like Issue of duplicate securities certificate, Claim from Unclaimed Suspense Account, Renewal/Exchange, Endorsement, Sub-division/Splitting, Consolidation of securities certificates/folios, Transmission and Transposition of securities) from those shareholders whose details, as mentioned in SEBI Circular dated November 3, 2021, are duly updated in the system, the RTA/Company shall verify and process the service requests and issue a 'Letter of confirmation' in lieu of physical securities certificate(s), to the securities holder/claimant within 30 days of its receipt of such request after removing objections, if any, which shall be valid for a period of 120 days from the date of its issuance, within which the securities holder/ claimant shall make a request to the Depository Participant for dematerializing the said securities.

**On behalf of Board of Directors
S P CAPITAL FINANCING LTD**

Date: August 13, 2024
Place: Mumbai

**Sd/-
Sonali Sudhir Bapardekar
Company Secretary & Compliance Officer
Membership No.: A66065**

ANNEXURES TO THE NOTICE OF AGM

ANNEXURE 1

Explanatory Statement pursuant to provisions of Section 102 (1) of Companies Act, 2013

ITEM NO.03-

The Board of Directors of the Company had appointed Mr. Arun Kumar Nayar (DIN: 02015803) as the Non-Executive Additional Independent Director pursuant to Section 161 of the Companies Act, 2013 and rules made thereunder, till the 41st Annual General Meeting of the Company. Accordingly the term of Mr. Arun Kumar Nayar will be ending on September 30, 2024.

The Board of Directors of the Company hereby recommends appointment of Mr. Arun Kumar Nayar as Non-Executive Independent Director of the Company for the term of five consecutive years that is from September 30, 2024 till September 30, 2029. Further the Board of Directors of the Company are of the opinion that Mr. Arun Kumar Nayar fulfil the criteria to act as Independent Director as specified under Section 149(6) of Companies Act, 2013 and Regulation 16(1)(b) of SEBI (Listing Obligation and Disclosure Requirement) Regulations, 2015

None of the Directors and Key Managerial Personnel of the Company, including their respective relatives, is concerned or interested, financially or otherwise, in the foregoing resolution except to the extent of their shareholding in the Company, if any.

ANNEXURE 2

DETAILS OF THE DIRECTORS SEEKING APPOINTMENT/RE-APPOINTMENT PURSUANT TO REGULATION 36(3) OF THE SEBI (LISTING OBLIGATIONS AND DISCLOSURE REQUIREMENTS) REGULATIONS, 2015 AND SECRETARIAL STANDARDS (SS-2) ISSUED BY THE INSTITUTE OF COMPANY SECRETARIES OF INDIA (ICSI)

ITEM NO : 2

Name of the Director	Sureshchand Jain (DIN: 00004402)
Age (Years)	72 years
Nationality	Indian
Date of first Appointment on the Board	15/12/1992
Shareholding in the Company	8,25,900
Qualification	CA, BCom
Brief resume and Expertise in specific functional area	In the field of Finance, Hotels Industry
Terms & Conditions of re-appointment/ variation of Remuneration	NIL
Remuneration last drawn	NIL
Directorships held in other Companies (excluding Directorship in private and companies under Section 8 of the Companies Act, 2013)	2
Chairman/Membership in committees of the Board of Directors of other Listed Company in which he/she is a Director	Nil
Inter-se relationship with other directors/ Key Managerial Personnel	Husband of Mrs. Meena Sureshchand Jain
No. of Board meetings attended during the year	10

ITEM NO: 3

Name of the Director	Arun Kumar Nayar (DIN: 02015803)
Age (Years)	73 years
Nationality	Indian
Date of first Appointment on the Board	13/08/2024
Shareholding in the Company	Nil
Qualification	Hotel Management
Brief resume and Expertise in specific functional area	Mr. Arun Kumar Nayar, has experience of around 40 years in management and administration.
Terms & Conditions of re-appointment/ variation of Remuneration	NIL
Remuneration last drawn	NIL
Directorships held in other Companies (excluding Directorship in private and companies under Section 8 of the Companies Act, 2013)	1
Chairman/Membership in committees of the Board of Directors of other Listed Company in which he/she is a Director	Nil
Inter-se relationship with other directors/ Key Managerial Personnel	Nil
No. of Board meetings attended during the year	Nil

Director's Report

Dear Members,

Your Directors are pleased to present their 41st Annual Report on the Business and operations of the Company together with the Audited Accounts of your Company ('S P Capital Financing Limited') for the year ended **March 31, 2024**.

1. FINANCIAL RESULTS

The financial performance of your Company for the year ended **March 31, 2024** is summarized below:

(INR in Lakhs)

Particulars	Standalone		Consolidated	
	Year ended March 31, 2024	Year ended March 31, 2023	Year ended March 31, 2024	Year ended March 31, 2023
Revenue from Operations	255.10	157.02	255.10	157.02
Other Income	-	-	-	-
Total Income	255.10	157.07	255.10	157.02
Total Expenses	181.34	75.64	181.34	93.54
Profit/(Loss) from operations after other incomes, finance cost but before exceptional items	73.76	81.43	73.76	63.53
Exceptional Items: Share of Profit/(Loss) of Associates	-	-	0.19	0.37
Profit / (Loss) before Tax	73.76	81.43	73.95	63.90
Less: Extra-Ordinary Items	-	-	-	-
Tax Expense	17.39	18.66	17.39	15.45
Net Profit / (Loss) after tax	56.37	62.77	56.56	48.44
Other Comprehensive Income	173.16	-7.55	173.16	-48.29
Total Comprehensive Income	229.53	55.22	229.72	0.15
Earnings per Equity share of face value of INR 10/- each (Basic & Diluted)	0.94	0.80	0.94	0.80

2. OVERVIEW OF COMPANY'S FINANCIAL PERFORMANCE

On standalone basis, your company earned the gross income of INR 255.10 Lakhs as against INR 157.02 Lakhs in previous year. The total expenditure during the year under review was INR 181.34 Lakhs as against Rs.75.64 Lakhs in the previous year. The Total Comprehensive Income was INR 229.52 Lakhs as against INR 55.22 Lakhs in the previous year.

On consolidated basis, your Company has earned the gross income of INR 255.10 Lakhs as against INR 157.07 Lakhs in the previous year. The total expenditure during the year under review was Rs.181.34 Lakhs as against INR 93.54 Lakhs in the previous year. The Total Comprehensive Income was INR 229.72 Lakhs as against INR 0.15 Lakhs in the previous year.

3. PERFORMANCE AND FINANCIAL POSITION OF THE ASSOCIATE COMPANY

Pursuant to Section 134 of the Companies Act, 2013 and Rule 8(1) of the Companies (Accounts) Rules, 2014, the report on performance and financial position of associate company is included in the Consolidated Financial Statements (CFS) in the Company. A statement containing the salient features of financial statements of associate company of the Company in the prescribed Form AOC – 1 forms a part of Consolidated Financial Statements (CFS) in compliance with Section 129 (3) and other applicable provisions, if any, of the Act read with Rule 5 of the Companies (Accounts) Rules, 2014 and forming part of this Annual Report as **Annexure 4**. In accordance with Section 136 of the Act, the financial statements of associate company is available for inspection by the members at the Registered Office of the Company during business hours on all days except Saturdays, Sundays and public holidays up to the date of the AGM. Any member desirous of obtaining a copy of the said financial statements may write to the Company Secretary at the Registered Office of the Company. The financial statements including the CFS, and all other documents required to be attached to this report have been uploaded on the website of the Company at www.spcapital.in.

Brief Financial and Operation of Associate Company are given here under:

Pride Orchades Private Limited: It earned gross income of Rs.1,64,782/- as against Rs. 1,50,580/- in the previous year. The total expenditure during the year under review was Rs.1,27,248/- as against expenditure of Rs.69,859/- in the previous year.

4. CONSOLIDATED FINANCIAL STATEMENTS

In accordance with the provisions of Companies Act, 2013 (hereinafter referred to as "the Act"), Regulation 33 of the Securities and Exchange Board of India (Listing Obligations and Disclosure Requirements) Regulations, 2015 (hereinafter referred to as "Listing Regulations") and applicable Accounting Standards, the Audited Consolidated Financial Statements of the Company for the financial year 2023-24, together with the Auditors' Report form part of this Annual Report

5. DIVIDEND

The Board of Directors had declared the Interim Dividend at the rate of 10% per Equity Shares (Rs. 1/- per Equity Share), the face value of Equity Shares is Rs. 10/- per equity share.

6. TRANSFER TO RESERVES

During the year your Company has not transferred any amount to general reserve.

7. RBI GUIDELINES

Your Company has complied with all the applicable regulations prescribed by the Reserve Bank of India from time to time.

8. INDIAN ACCOUNTING STANDARD (IND AS)

The Company has adopted Indian Accounting Standards ("IND AS") from April 01, 2019 with a transition date of April 01, 2018. Accordingly, the financial statement for the year 2023-24 have been prepared in accordance with IND-AS, prescribed under Section 133 of the Act, read with the relevant rules issued there under and the other recognised accounting practices and policies to the extent applicable.

9. LISTING WITH STOCK EXCHANGES

The Equity Shares of the Company continued to be listed and traded on the BSE. The scrip code number of the Equity Shares of the Company on BSE is 530289.

The Company has paid up to date listing fees to the stock exchange.

10. ANNUAL RETURN

As per the provisions of section 92(3) read with section 134(3)(a) of the Act, the Annual Return of the Company for the Financial Year ended on March 31, 2024, is hosted on the website of the Company at www.spcapital.in/investorrelations.html

11. PARTICULARS OF LOANS, GUARANTEES OR INVESTMENT

The particulars of loans, guarantees and investment have been disclosed in the notes to the financial statements.

12. MEETINGS OF THE BOARD

Your Board of Directors duly met Ten (10) times during the financial year i.e. May 18, 2023, July 18, 2023, August 10, 2023, September 01, 2023, October 09, 2023, November 07, 2023, November 09, 2023, December 11, 2023, February 13, 2024 and March 01, 2024 in respect of which proper notices were given and the proceedings were properly recorded and signed in the Minute Book maintained for the purpose. The intervening gap between the Meetings was within the period prescribed under the Companies Act, 2013.

13. DECLARATIONS FROM INDEPENDENT DIRECTORS

Pursuant to the provisions of Sub-Section (7) of Section 149 of the Companies Act 2013, the Company has received individual declarations from all the Independent Directors confirming that they fulfil the criteria of independence as specified in Section 149(6) of the Companies Act 2013. As per Section 149 of the Companies Act, 2013, independent directors shall hold office for a term up to five consecutive years on the board of a company, but shall be eligible for re-appointment for another term up to five years on passing of a special resolution by the company and disclosure of such appointment in Board's Report. Further Section 152 of the Act provides that the independent directors shall not be liable to retire by rotation in the Annual General Meeting ('AGM') of the Company.

14. DISCLOSURES UNDER SECTION 134(3) (I) OF THE COMPANIES ACT, 2013

No material changes and commitments which could affect the Company financial position have occurred between the end of the financial year of the Company and the date of this report, except as disclosed elsewhere in this report.

15. MANAGEMENT DISCUSSION AND ANALYSIS STATEMENT

Pursuant to Regulation 34 read with Schedule V to Listing Regulations, Management Discussion and Analysis Report, capturing your Company's performance, industry trends and other material changes with respect to your Company's and its associates, wherever applicable, for the year under review is presented in a separate section forming part of this Annual Report as **Annexure 5**

16. REPORT ON CORPORATE GOVERNANCE

During the year under review the Company's Net-worth has been exceeded the threshold limit, that is Rs. 25 Crore. Hence, pursuant to the provisions of SEBI (LODR) Regulations, 2015, the Corporate Governance provisions have become applicable to the Company, and accordingly your company is complying with the same. The Report on Corporate Governance is been attached with this report as **Annexure 6**.

17. BOARD OF DIRECTORS

The present strength of Board of Directors consists of two (Promoter) Directors and two Non-Executive (independent) Directors who are themselves experienced industrialists heading their business empire and category are given below:

(A) The Constitution of the Board as on March 31, 2024.

The Composition of the Board of Directors and also the number of other Directorship of Committees of which they are member/Chairperson are as given below:

Directors	Category	No. of Directorships		No. of Committee position	
		Public	Private	Member	Chairman
SURESHCHAND PREMCHAND JAIN	Promoter, Chairman & Managing Director	3	9	2	-
MEENA SURESHCHAND JAIN	Promoter Non- Executive Director	2	8	2	-
BALDEV LAKHMICHAND BOOLANI	Independent Non- Executive Director	1	2	1	1
RAJENDRA LADAKCHAND JAIN	Independent Non- Executive Director	2	6	1	3
ARUN KUMAR NAYAR (w.e.f August 13, 2024)	Additional Independent Non- Executive Director	1	-	1	-

(B) Attendance of each Director at the Board Meeting and the Last Annual General Meeting:

During the year under review, Ten Board meetings were held which were attended by each the Director as detailed herewith.

Name of Directors	Category	No. of Board Meetings attended	Attendance of last AGM
SURESHCHAND PREMCHAND JAIN	Promoter /Chairman / Managing Director	10	Present
BALDEV LAKHMICHAND BOOLANI	Non-promoter / Independent Director	10	Present
MEENA SURESHCHAND JAIN	Promoter /Woman Director	10	Present
RAJENDRA LADAKCHAND JAIN	Non-promoter / Independent Director	10	Present

18. DIRECTOR AND KEY MANAGERIAL PERSONNEL (KMP)**(i) Changes in Director and Key Managerial Personnel (KMP):**

During the year, there is no change in the Directors of the Company.

However following were the changes in the post of Company Secretary & Compliance officer

1. Resignation of Ms. Sonal Naik, Company Secretary & Compliance Officer resigned w.e.f July 12, 2023
2. Appointment of Mr. Pratik Tirlotkar as Company Secretary & Compliance Officer w.e.f July 18, 2023
3. Resignation of Mr. Pratik Tirlotkar, Company Secretary & Compliance Officer w.e.f. December 14, 2023.
4. Appointment of Ms. Sonali Sudhir Bapardekar as the Company Secretary & Compliance Officer w.e.f. March 01, 2024.

(ii) Retirement by rotation:

Mr. Sureshchand Premchand Jain (DIN 00004402), who retires by rotation and, being eligible, offers himself for re-appointment. If re-appointed, his term would be in accordance with the policy for directors of the Company.

The following policies of the company are attached herewith

Policy on appointment of Directors and Senior Management (**Annexure 1**)

Policy on Remuneration to Director's (**Annexure 2**)

Policy on Remuneration of Key Managerial Personnel and Employees (**Annexure 3**)

(iii) Woman Director

In terms of the provisions of Section 149 of the Companies Act, 2013, and Regulation 17 (1) (a) of the SEBI (LODR) Regulations, 2015, the Company shall have at least one Woman Director on the Board. Your Company has Mrs. Meena Sureshchand Jain, as Woman Director on the Board of the Company.

(iv) Key Managerial Personnel

In accordance to the provisions of Companies Act, 2013, the following persons are the KMPs of the Company, as recorded by the Board as on March 31, 2024:

Mr. Sureshchand P Jain	:	Managing Director
Ms. Sonali Sudhir Bapardekar	:	Company Secretary
Mr. Sandeep Gopale	:	Chief Financial Officer

19. AUDITORS

At the Annual General Meeting held on September 30, 2021, JMT & Associates, Chartered Accountants (FRN:104167W), were appointed as statutory auditors of the Company to hold office till the conclusion of the Annual General Meeting to be held in the calendar year 2025.

(I) Statutory Auditors Report

The observations made by the Statutory Auditors in their Report for the Financial Year Ended March 31, 2024, read with the explanatory notes therein are self-explanatory and therefore, do not call for any further explanation or comments from the Board under section 134(3) of the Companies Act, 2013. Further, pursuant to Section 143(12) of the Act, the Statutory Auditors of the Company have not reported any instances of frauds committed in the Company by its officers or employees.

(II) Secretarial Audit Report

A Secretarial Audit Report for the year ended March 31, 2024 in prescribed form duly audited by the Practicing Company Secretary Firm **M/s. Shobha Ambure & Associates** is annexed as **Annexure 9** herewith and forming part of the report.

Explanation by the Board on qualifications made by Secretarial Auditor is as follows:

1. The Outcome of the Board Meeting dated 13/02/2024, Pursuant to Regulation 30 of SEBI (LODR) Regulations, 2015, was uploaded within the stipulated time (i.e. 30 minutes) but the accompanying documents were uploaded after 11 minutes of the stipulated time.

Management's Reply

The supporting documents were inadvertently missed due to hardware technical issues and the same was uploaded 11 minutes after the stipulated time.

2. The Shareholding pattern for the quarter ended December 31, 2023, Pursuant to Regulation 31 of SEBI (LODR) Regulations, 2015 was uploaded 3 days after the stipulated time (i.e. 21 days after the end of the quarter). The Company has paid a fine to the Securities Exchange Board of India on March 04, 2024.

Management Reply

The delay was due to technical error. Further the Company has paid fine to the Stock Exchange for the same.

3. Whereas as per Section 117 and 179 of the Companies Act, 2013 and other applicable rules and provisions of the Act, if any, Form MGT-14 shall be filed with the Registrar within 30 days of passing the resolution. The Company has not filed the same for Approval of financial statements at the Board meeting dated 18/05/2023 and Issue of preference shares on private placement basis at the Board meeting dated 01/09/2023.

Management's Reply

The Company had filed form MGT-14 under Section 55 of Allotment of Preference shares resolution passed by the Board of Directors in their Board Meeting dated 01/09/2023. However same was not filed for Section 179 of Companies Act, 2013.

(III) Annual Secretarial Compliance Report

Annual Secretarial Compliance Report is applicable to your Company for the FY 2023-24. The same has been filed with the BSE Limited within the prescribed timelimit.

(IV) Cost records and Cost Audit

Maintenance of cost records and requirement of cost audit as prescribed under the provisions of Section 148(1) of the Act are not applicable for the business activities carried out by the Company.

20. VIGIL MECHANISM:

The Company has established a vigil mechanism for directors and employees to report to the appropriate authorities concerns about unethical behaviour, actual or suspected, fraud or violation of the Company's code of Conduct. During the financial year 2023-24, no cases under this mechanism were reported to the Company and associate Company. During the year no personnel has been denied access to the Audit Committee.

21. INTERNAL CONTROL

The Board ensures the effectiveness of the Company's system of internal controls including financial, operational and compliance control and same is subject to review periodically by the Board of Directors and M/s. M.M. Dubey and Co, Chartered accountants, Internal Auditors of the Company for its effectiveness. The control measures adopted by the company have been found to be effective and adequate to the Company's requirement.

22. DIRECTORS RESPONSIBILITY STATEMENT

In terms of Section 134(5) of the Companies Act, 2013, the Board of Directors of the Company hereby confirms that:

- i. In the preparation of the annual accounts for the financial year ended March 31, 2024 the applicable accounting standards have been followed along with proper explanation relating to material departures.

- ii. The Directors have selected such accounting policies and applied them consistently and made judgments and estimates that are reasonable and prudent so as to give a true and fair view of the state of affairs of the Company at the end of the financial year and of the profit and loss of the Company for the year ended March 31, 2024.
- iii. The Directors have taken sufficient and proper care for the maintenance of adequate accounting records in accordance with the provisions of the Companies Act, 2013 for safeguarding the assets of the Company and for preventing and detecting material fraud and other irregularities.
- iv. The Directors have prepared the Annual Accounts on a going concern basis.
- v. There are proper systems have been devised to ensure compliance with the provisions of all applicable laws and that such systems were adequate and operating effectively.
- vi. That the Directors had laid down internal financial controls to be followed by the Company and that such internal financial controls are adequate and were operating effectively.

23. **DETAILS OF COMMITTEE OF DIRECTORS**

The Board of Directors has constituted three committees of the Board (i) Audit committee (ii) Nomination & Remuneration Committee and (iii) Stakeholder's Relationship Committee.

(i) **AUDIT COMMITTEE**

Audit Committee comprised of following members and attendance of Audit Committee members as follows:

Composition:

Sr. No.	Name of the Director	Position held Chairman / Member	Meeting held	Meeting attended
1.	Rajendra Ladakchand Jain	Chairman	4	4
2.	Sureshchand Premchand Jain	Member	4	4
3.	Baldev Lakhmichand Boolani	Member	4	4

The Committee met on May 18, 2023, August 10, 2023, November 07, 2023 and February 13, 2024.

(ii) **NOMINATION & REMUNERATION COMMITTEE**

Nomination and Remuneration Committee comprised of following members and attendance of NRC members as follows:

Composition:

Sr. No.	Name of the Director	Position held Chairman / Member	Meeting held	Meeting attended
1.	Baldev Lakhmichand Boolani	Chairman	2	2
2.	Meena Sureshchand Jain	Member	2	2
3.	Rajendra Ladakchand Jain	Member	2	2

The Committee met on July 18, 2023 and March 01, 2024

iii) STAKEHOLDERS RELATIONSHIP COMMITTEE:

Stakeholder Relationship Committee comprised of following members and attendance of Stakeholders Relationship Committee members as follows:

Sr. No.	Name of the Director	Position held Chairman / Member	Meetings held	Meetings attended
1.	Rajendra Ladakchand Jain	Chairman	1	1
2.	Meena Sureshchand Jain	Member	1	1
3.	Sureshchand Premchand Jain	Member	1	1

a) The Particulars of Investors, grievances received and redressed during the year are furnished below:

Sr. No.	Nature of Complaints	No. of Complaints		
		Received	Resolved	Pending as on 31/03/2024
1.	Non receipt of Annual Report	Nil	Nil	Nil
2.	Complaints relating to dematerialization of Shares	Nil	Nil	Nil
3.	Non-receipt of Share Certificates after transfer / duplicate / name correction	Nil	Nil	Nil
4.	Others	3	3	Nil
	TOTAL	3	3	Nil

24. PARTICULARS OF EMPLOYEES

The prescribed particulars of the employees required under Rule 5 (1) of the Companies (Appointment and Remuneration) Rules, 2014, are attached as **Annexure 8** and forms part of this report. None of the employees of the Company is in receipt of remuneration prescribed under Section 197 (12) of the Companies Act, 2013, read with rule 5(2) of the Companies (Appointment and Remuneration) Rules, 2014. Thus furnishing of particulars under the Companies (Appointment and Remuneration) Rules, 2014 does not arise.

25. MATERIAL CHANGES AND COMMITMENTS AFFECTING THE FINANCIAL POSITION OF THE COMPANY BETWEEN THE END OF THE FINANCIAL YEAR TO WHICH FINANCIAL STATEMENTS RELATE AND THE DATE OF THE REPORT

No material changes and commitments affecting the financial position of your Company occurred between the end of the financial year to which Financial Statements relate and the date of this report.

26. RISK MANAGEMENT POLICY

The Company has developed and implemented a risk management policy which identifies major risks which may threaten the existence of the Company. The same has also been adopted by your Board and is also subject to its review from time to time. Risk mitigation process and measures have been also formulated and clearly spelled out in the said policy.

27. CORPORATE SOCIAL RESPONSIBILITY

Section 135(1) of the Companies Act, 2013 is not applicable to your Company. Hence, report of the same is not forming part of this report.

28. PARTICULARS OF CONTRACT OR ARRANGEMENT WITH PARTY

During the year under review, Company has not entered into Related Party which requires disclosure under Section 134 (3) (h) of the Companies Act, 2013 and Rule 8(2) of the Companies (Accounts) Rules, 2014.

29. CONSERVATION OF ENERGY, TECHNOLOGY ABSORPTIONS AND FOREIGN EXCHANGE EARNINGS AND OUTGO

The requirements of disclosure with regard to Conservation of Energy in terms of Section 134 of the Companies Act, 2013, read with the Companies (Accounts) Rules, 2014, are not applicable to the Company since it doesn't own any manufacturing facility.

Further the Company has not earned nor spends foreign exchange during the year.

30. ANNUAL EVALUATION BY THE BOARD OF ITS OWN PERFORMANCE, ITS COMMITTEES AND INDIVIDUAL DIRECTORS:

The Board carried out formal annual evaluation of its own performance and that of its Committees viz., the Audit Committee, Stakeholders' Relationship Committee, Nomination and Remuneration Committee (NRC). The Board also carried out the performance evaluation of all the individual directors including the Chairman of the Company. Additionally, NRC also carried out the evaluation of the performance of all the individual directors and Chairman of the Company.

31. **NAMES OF COMPANIES WHICH HAVE BECOME OR CEASED TO BE ITS SUBSIDIARIES, JOINT VENTURES OR ASSOCIATE COMPANIES DURING THE YEAR**

There were no such event during the year under review.

32. **PUBLIC DEPOSITS**

Since your Company is a non-deposit taking Non-Banking Financial Company, it has not accepted any deposits under Chapter V of Companies Act, 2013 applicable guidelines of Reserve Bank of India, during the year under review

33. **SIGNIFICANT AND MATERIAL ORDERS PASSED BY THE REGULATORS OR COURTS OR TRIBUNALS**

There were no significant and material orders passed by the regulators or courts or tribunals, which may impact the going concern status of the Company and its operations in future.

34. **ADEQUACY OF INTERNAL FINANCIAL CONTROLS**

Company has adequate system of internal financial controls in place to ensure the reliability of their financial statements, prevent fraud and mismanagement, and ensure compliance with applicable laws and regulations.

35. **MAINTENANCE OF COST RECORDS**

As the Company not fall in the list as specified by the Central Government under sub-section (1) of section 148 of the Companies Act, 2013, hence Company is not maintaining accounts and records

36. **DISCLOSURE UNDER THE SEXUAL HARASSMENT OF WOMEN AT WORKPLACE (PREVENTION, PROHIBITION AND REDRESSAL) ACT, 2013**

The Company has zero tolerance towards sexual harassment of women at the workplace. The Company has in place a Policy on Prevention, Prohibition and Redressal of Sexual Harassment of Women at Workplace in line with the requirements of the Sexual Harassment of Women at Workplace (Prevention, Prohibition and Redressal) Act, 2013 and rules made thereunder for reporting and conducting inquiry into the complaints made by the victim on the harassments at the work place.

During the FY 2023-24, the Company has not received any complaint of sexual harassment and hence there were no complaints pending for redressal as on 31st March, 2024.

37. **DETAILS OF APPLICATION MADE OR ANY PROCEEDING PENDING UNDER THE INSOLVENCY AND BANKRUPTCY CODE, 2016 (31 OF 2016) DURING THE YEAR ALONGWITH THEIR STATUS AS AT THE END OF THE FINANCIAL YEAR**

There were no such event during the year under review.

38. DETAILS OF DIFFERENCE BETWEEN AMOUNT OF THE VALUATION DONE AT THE TIME OF ONE TIME SETTLEMENT AND THE VALUATION DONE WHILE TAKING LOAN FROM THE BANKS OR FINANCIAL INSTITUTIONS ALONG WITH THE REASONS THEREOF

There were no such event during the year under review.

39. OTHERS

1. The Company has complied with Secretarial Standards issued by the Institute of Company Secretaries of India on Board Meetings, Annual General Meetings and Dividend.
2. The details of difference between amount of the valuation done at the time of one time settlement and the valuation done while taking loan from the Banks or Financial Institutions along with the reasons thereof- Not Applicable.
3. There has been no material change in the nature of business of the Company during the year under review.
4. During the year under review, there were no instances of any frauds reported by the Statutory Auditors under section 143(12) of the Act.

40. ACKNOWLEDGEMENT

Yours Directors take this opportunity to thank the Financial Institutions, Banks, Business Associates, Central and State Government authorities, Regulatory authorities, Stock Exchanges and all the various stakeholders for their continued co-operation and support to the Company and look forward to their continued support in future. We very warmly thank all of our employees for their contribution to your Company's performance. We applaud them for their superior levels of competence, dedication and commitment to your Company.

**For and on behalf of the Board
S P CAPITAL FINANCING LTD**

Sd/-	Sd/-
Sureshchand Premchand Jain	Meena Sureshchand Jain
Managing Director	Director
DIN: 00004402	DIN: 00004413

Place: Mumbai

Date: August 13, 2024

ANNEXURE 1

POLICY ON APPOINTMENT OF DIRECTORS AND SENIOR MANAGEMENT

Appointment of Directors

The Nomination and Remuneration Committee (NRC) of the Board of Directors (Board) of the Company reviews and assesses Board composition and recommends the appointment of new Directors. In evaluating the suitability of individual Board member, the NRC shall take into account the following criteria regarding qualifications, positive attributes and also independence of director when Independent Director is to be appointed:

1. All Board appointments will be based on merit, in the context of the skills, experience, diversity, and knowledge, for the Board as a whole to be effective;
2. Ability of the candidates to devote sufficient time and attention to his / her professional obligations as Director for informed and balanced decision making;
3. Adherence to the applicable Code of Conduct and highest level of Corporate Governance in letter and in spirit by the Directors;

Based on the recommendations of the NRC the board will evaluate the candidates and decide on the selection the appropriate member. The Board through the Chairman or the Managing Director & CEO will interact with the new member to obtain his/her consent for joining the Board. Upon receipt of the consent, the new Director will be co-opted by the Board in accordance with the applicable provisions of the Companies Act, 2013 and Rules made there under.

Removal of Directors

If a Director is attracted with any disqualification as mentioned in any of the applicable Act, rules and regulations there under or due to non - adherence to the applicable policies of the Company, the NRC may recommend to the Board with reasons recorded in writing, removal of a Director subject to the compliance of the applicable statutory provisions.

Senior Management Personnel

The NRC shall identify persons based on merit, experience and knowledge who may be appointed in senior management team.

Senior Management personnel are appointed or promoted and removed/relieved with the authority of Managing Director & CEO based on the business need and the suitability of the candidate. The details of the appointment made and the personnel removed one level below the Key Managerial Personnel during a quarter shall be presented to the Board.

**For and on behalf of the Board
S P CAPITAL FINANCING LTD**

Sd/-	Sd/-
Sureshchand Premchand Jain	Meena Sureshchand Jain
Managing Director	Director
DIN: 00004402	DIN: 00004413

ANNEXURE 2

POLICY FOR REMUNERATION OF THE DIRECTORS

General

This Policy sets out the approach to Compensation/remuneration/commission etc. will be determined by Committee and Recommended to the Board of Directors, for approval. Also remuneration to be paid to the Managing Director, other executive directors in accordance with provisions of Companies Act, 2013, and other statutory provisions if any, would require to complying for time being of appointment of such person.

Policy Statement

The Company has a well-defined Compensation policy for Directors, including the Chairman of the Company. The overall compensation philosophy which guides us to focus on enhancing the value, to attract, to retain and motivate Directors for achieving objectives of Company and to become a major player in market, to be the most trusted brand in the business .we operate in and focus on customer serenity through transparency, quality and on time delivery to be a thought leader and establish industry benchmarks in sustainable development.

In order to effectively implement this, the Company has built a Compensation structure by a regular annual benchmarking over the years with relevant players across the industry the Company operates in.

Non-Executive Including Independent Directors

The Nomination and Remuneration Committee (NRC) shall decide the basis for determining the compensation, both fixed and variable, to the Non-Executive Directors, including Independent Directors, whether as commission or otherwise. The NRC shall take into consideration various factors such as director's participation in Board and Committee meetings during the year, other responsibilities undertaken, such as membership or Chairmanship of committees, time spent in carrying out their duties, role and functions as envisaged in Schedule IV to the Companies Act, 2013 and Clause 49 of the Listing Agreement with Stock Exchanges and such other factors as the NRC may consider deem fit for determining the compensation. The Board shall determine the compensation to Non-Executive Directors within the overall limits specified in the Shareholders resolutions.

Managing Director & Chief Executive Officer (MD & CEO) and Executive Director

Remuneration of the MD / CEO and Executive Directors reflects the overall remuneration philosophy and guiding principle of the Company. While considering the appointment and remuneration of Managing Director and Executive Directors, the NRC shall consider the industry benchmarks, merit and seniority of the person and shall ensure that the remuneration proposed to be paid is commensurate with the remuneration packages paid to similar senior level counterpart(s) in other companies. The policy aims at a balance between fixed and variable pay reflecting short and long-term performance objectives appropriate to the working of the company and its goals.

The remuneration to the MD / CEO shall be recommended by NRC to the Board. The remuneration consists of both fixed compensation and variable compensation and shall be paid as salary, commission, performance bonus, stock options (where applicable), perquisites and fringe benefits as per the policy of the Company from time to time and as approved by the Board and within the overall limits specified in the Shareholders resolution. While the fixed compensation is determined at the time of appointment, the variable compensation will be determined annually by the NRC based on the performance of MD / CEO. The term of office and remuneration of MD / CEO is subject to the approval of the Board of Directors, shareholders, and Central Government, as may be required and within the statutory limits laid down in this regard from time to time. If, in any financial year, the Company has no profits or its profits are inadequate, the Company shall pay, subject to the requisite approvals, remuneration to its MD / CEO in accordance with the provisions of Schedule V to the Companies Act,

2013. If a MD & CEO draws or receives, directly or indirectly by way of remuneration any such sums in excess of the limits prescribed under the Companies Act, 2013 or without the prior sanction of the Central Government, where required, he / she shall refund such sums to the Company and until such sum is refunded, hold it in trust for the Company.

The Company shall not waive recovery of such sum refundable to it unless permitted by the Central Government of the Company. Remuneration for MD / CEO is designed subject to the limits laid down under the Companies Act, 2013 to remunerate him / her fairly and responsibly. The remuneration to the MD / CEO comprises of salary, perquisites and benefits as per policy of the Company and performance based incentive apart from retirement benefits like P.F., Superannuation, Gratuity, Leave Encashment, etc. as per Rules Salary is paid within the range approved by the Shareholders. Increments are effective annually, as recommended /approved by the NRC / Board. The MD / CEO is entitled for grant of Stock Options as per the approved Stock Options Schemes of the Company from time to time.

Directors

The MD / CEO is an executive of the Company and draws remuneration from the Company. The Non-Executive Independent Directors receive sitting fees for attending the meeting of the Board and Committee thereof, as fixed by the Board of Directors from time to time subject to statutory provisions. The Non-Executive Independent Directors would be entitled to the remuneration under the Companies Act, 2013. In addition to the above, the Directors are entitled for reimbursement of expenses incurred in discharge of their duties.

The Company may also grant Stock Options to the eligible employees and Directors (other than Independent Directors) in accordance with the ESOP Schemes of the Company from time to time and subject to the compliance statutes and regulations.

Disclosures

Information on the total remuneration of members of the Company's Board of Directors, Managing Director and Executive Directors and KMP/senior management personnel may be disclosed in the Board's report and the Company's annual report / website as per statutory requirements in this regard.

**For and on behalf of the Board
S P CAPITAL FINANCING LTD**

Sd/-	Sd/-
Sureshchand Premchand Jain	Meena Sureshchand Jain
Managing Director	Director
DIN: 00004402	DIN: 00004413

ANNEXURE 3

POLICY ON REMUNERATION OF KEY MANAGERIAL PERSONNEL AND EMPLOYEES

Objective

To establish guidelines of remuneration/ compensation/ commission etc. to be paid for employees by way of fairly and in keeping with Statutes, it will be determined by the Nomination & Remuneration committee (NRC) and the NRC will recommend to the Board for approval.

Standards

1. All employees, irrespective of contract, are to be paid remuneration fairly and the remuneration is to be externally competitive and internally equitable. The remuneration will be paid in accordance with the laid down Statutes.
2. Remuneration for on-roll employees will include a fixed or guaranteed component payable monthly; and a variable component which is based on performance and paid annually.
3. The fixed component of remuneration will have a flexible component with a bouquet of allowances to enable an employee to choose the allowances as well as the quantum based on laid down limits as per Company policy. The flexible component can be varied only once annually in the month of July, after the salary increment exercise.
4. The variable component of the remuneration will be a function of the employee's grade.
5. The actual pay-out of variable component of the remuneration will be function of individual performance as well as business performance. Business performance is evaluated using a Balance Score Card (BSC) while individual performance is evaluated on Key Result Areas (KRA). Both the BSC & KRAs are evaluated at the end of the fiscal to arrive at the BSC rating of the business and PPS rating of the individual.
6. An Annual compensation survey is carried out to ensure that the Company's compensation is externally competitive. Based on the findings of the survey and the business performance, the committee decides:
 - (i) The increment that needs to be paid for different performance ratings as well as grades.
 - (ii) The increment for promotions and the total maximum increment.
 - (iii) The maximum increase in compensation cost in % and absolute.
 - (iv) Compensation corrections are made in a few cases where it is outside the band or to keep it tune with the market.

**For and on behalf of the Board
S P CAPITAL FINANCING LTD**

**Sd/-
Sureshchand Premchand Jain
Managing Director
DIN: 00004402**

**Sd/-
Meena Sureshchand Jain
Director
DIN: 00004413**

ANNEXURE 4**Form AOC-1****Statement containing salient features of the financial statement of associate companies***(Pursuant to first proviso to sub-section (3) of section 129 read with rule 5 of Companies (Accounts) Rules, 2014)***Part "A": Subsidiaries**

Not applicable

Part "B": Associates and Joint Ventures**Statement pursuant to Section 129 (3) of the Companies Act, 2013 related to Associate Companies and Joint Ventures:**

Name of Associates/Joint Ventures	Pride Orchades Private Limited
1. Latest audited Balance Sheet Date	31/03/2024
2. Shares of Associate/Joint Ventures held by the company on the year end	
No of Shares	4,50,000
Amount of Investment in Associates/Joint Venture	45,00,000
Extend of Holding %	45%
3. Description of how there is significant influence	More than 20% of holding
4. Reason why the associate/joint venture is not consolidated	NA
6. Networth attributable to Shareholding as per latest audited Balance Sheet	Rs. 8,80,73,350
7. Profit / Loss for the year	
i. Considered in Consolidation	Rs. 19,000
ii. Not Considered in Consolidation	NA

For and on behalf of the Board
S P CAPITAL FINANCING LTD

Sd/-

Sureshchand Premchand Jain
Managing Director
DIN: 00004402

Sd/-

Meena Sureshchand Jain
Director
DIN: 00004413

Place: Mumbai

Date: August 13, 2024

Sd/-

Sonali Sudhir Bapardekar
Company Secretary

Sd/-

Sandeep Gopale
Chief Financial Officer

ANNEXURE 5

MANAGEMENT DISCUSSION AND ANALYSIS

OVERVIEW

The financial statements have been prepared in compliance with the requirements of the Companies Act, 2013, guidelines issued by the Securities and Exchange Board of India (SEBI), prudential norms issued by RBI, Ind AS i.e. Indian accounting standards prescribed by the Institute of Chartered Accountants of India. Our Management accepts responsibility for the integrity and objectivity of these financial statements. The estimates and judgments relating to the financial statements have been made on a prudent and reasonable basis, so that the financial statements reflect in a true and fair manner and reasonably present our state of affairs, profits and cash flows for the year.

INDUSTRY STRUCTURE & DEVELOPMENTS

NBFCs have become important constituents of the financial sector and have been recording higher credit growth than scheduled commercial banks (SCBs) over the past years. NBFCs are continuously leveraging their superior understanding of regional dynamics, well developed collection system and personalized services to expedite financial inclusion in India.

OPPORTUNITIES AND THREATS

The opportunities ahead are immense and company is fully geared to make the most of them. The Company has concentrated on its goal of consolidating and cutting cost wherever possible. Various organization development initiatives were undertaken during the year. These are expected to help create a robust organization based on strong values, uniform and systematic business process and people empowerment.

SEGMENT PERFORMANCE

The growth in FY 2024 is been driven by increased exports, investment and consumer demand and was supported by fiscal and monetary policies. Better capacity utilization in the agricultural sector, revival of manufacturing, higher consumer confidence with the increase in vaccination rate and increase in mobility stimulated the economy. Increased capital expenditure in infrastructure and the rise of the real estate industry contributed to the construction sector's resurgence, boosting the economy.

OUTLOOK

The Global and domestic equity markets are experiencing the notable movement. The Indian Stock market has witnessed a mixed performance across various sectors. The stock market remains dynamic, influenced by both domestic and global factors. The Stock Market remains volatile, but your company is been diversifying the portfolio through investments in various multiple assets.

RISK AND CONCERNS

As the stock market remains volatile, no stocks or products are risk-free. The Stock prices are unpredictable subject to different market and economic factors both locally and internationally. The major risks in the stock markets are global risk, business risk, liquidity risk and policy risk. Your company is making proper investments strategy to avoid unpredictable risks and continuously try to predict the market conditions.

INTERNAL CONTROL SYSTEM AND THEIR ADEQUACY

The Company has a good system of internal controls in all sphere of its activity. The internal control system is supplemented by effective Internal Audit. The audit committee regularly reviews the findings of the internal auditors and effective steps to implement the suggestion /observation of the auditors are taken and monitored regularly. In the opinion of the Board, an effective internal control system commensurate to the size of the Company exists.

MATERIAL DEVELOPMENT IN HUMAN RESOURCES

Your Company continues to lay great stress on its most valuable resource - people. Continuous training, both on the job and in an academic setting, is a critical input to ensure that employees at all levels are fully equipped to deliver a wide variety of products and services to the rapidly growing customer base of your Company. It is our endeavor to create an environment where people can use all of their capabilities in support of the business. Therefore, your Company encourages its employees to balance their work and personal responsibilities. The Company is actively working on developing a culture driven by the collective spirit of experience and companywide ownership. Assignment, empowerment and accountability will be the cornerstone of the people lead processes.

DISCUSSION ON FINANCIAL PERFORMANCE WITH RESPECT TO OPERATIONAL PERFORMANCE

Your company earned the gross income of Rs.246.30 Lacs as against Rs. 156.73 Lacs in previous year. The total expenditure during the year under review was Rs 181.34 Lacs as against Rs. 75.64 Lacs in the previous year. The Net Profit after tax was Rs 56.36 Lacs as against Rs. 62.76 Lacs in the previous year.

ENVIRONMENT, OCCUPATIONAL HEALTH AND SAFETY

Your Company is committed to conducting its operations with utmost concern towards the environment and ensuring a safe and healthy workplace for all employees. The collective endeavor of the Company's employees at all levels is directed towards sustaining and continuously improving standards of environment management, and occupational health & safety.

CAUTIONARY STATEMENT

Management discussion and analysis report contains statements which are forward looking based on assumptions. Actual results may differ from those expressed or implied due to risk and uncertainties which have been detailed in this report. Several factors as listed in this report could make significant difference to the Company's operations. Investors, therefore, are requested to make their own independent judgments and seek professional advice before taking any investment decisions.

**For and on behalf of the Board
S P CAPITAL FINANCING LTD**

Sd/-	Sd/-
Sureshchand Premchand Jain	Meena Sureshchand Jain
Managing Director	Director
DIN: 00004402	DIN: 00004413

Place: Mumbai
Date: August 13, 2024

ANNEXURE 6**CORPORATE GOVERNANCE REPORT****COMPANY'S PHILOSOPHY ON CODE OF GOVERNANCE**

Your company is committed towards following best practices of compliances and in maintaining transparency, efficiency, and Investor's Confidence in the company and further to generate long term economic value for the shareholders, employees and other associated persons. The Company is committed towards good Corporate Governance in line with Securities Exchange Board of India (Listing Obligation and Disclosure Requirement) Regulations, 2015 ("Listing Regulations"). The Board of Directors of the Company has the primary focus on optimising value for various stakeholders. Besides, compliances with the Listing Regulations, the company also complies with various Acts, Rules, Regulations, etc. as may be issued by the Authorities like, Ministry of Corporate Affairs, Reserve Bank of India, etc. In addition to the Compliances, the company is also focused towards addressing the issues of the Shareholders, employees and other stakeholders, to ensure equality, fairness and transparency.

COMPOSITION AND CATEGORY OF DIRECTORS

The Board of Directors of the Company comprises of both Executive and Non-Executive Directors including Independent directors, one women director as stipulated under Regulation 17 of Listing Regulations. The Composition of the Board of Directors as on March 31, 2024 are as follows:

Sr. No.	Name of the Director	Designation	Number of meetings held and attended by the Director during the financial year		Whether the Director attended the last Annual General meeting held on 30 th September 2023	Number of directorship of the Director in other company	Number of committees in which the Director is the member
			Held	Attended			
1	Sureshchand Premchand Jain	Managing Director (Executive Director)	10	10	Yes	12	2
2	Meena Sureshchand Jain	Executive Director	10	10	Yes	10	2
3	Baldev Boolani	Independent Director (Non-Executive Director)	10	10	Yes	3	2
4	Rajendra Ladakchand Jain	Independent Director (Non-Executive Director)	10	10	Yes	7	3

NUMBER OF BOARD MEETINGS HELD AND THE DATES ON WHICH THEY WERE HELD

Board of Directors duly met Ten (10) times during the financial year i.e. May 18, 2023, July 18 2023, August 10, 2023, September 01, 2023, October 09, 2023, November 07, 2023, November 09, 2023, December 11, 2023, February 13, 2024 and March 01, 2024 in respect of which proper notices were given and the proceedings were properly recorded and signed in the Minute Book maintained for the purpose. The intervening gap between the Meetings was within the period prescribed under the Companies Act, 2013.

DISCLOSURE OF RELATIONSHIP INTER-SE

Mr. Sureshchand Premchand Jain and Mrs. Meena Sureshchand Jain are relatives of each other as per the provisions of Section 2(77) of the Companies Act, 2013 and rules made thereunder.

NUMBER OF SHARES AND CONVERTIBLE INSTRUMENTS HELD BY NON-EXECUTIVE DIRECTORS

Mr. Rajeshchand Ladakchand Jain and Mr. Arun Kumar Nayar are the Non-Executive Independent Directors of the Company. No shares are been held by any of the Non-executive Directors of the Company.

FAMILIARISATION PROGRAMMES IMPARTED TO INDEPENDENT DIRECTORS

The Company has developed the familiarisation programmes for Independent Directors to familiarize the Independent Directors of the Company with the business model, compliances, internal policies and procedures, Code of Conducts and etc. During the Financial Year 2023-24 company has not conducted any familiarization programme. However Company will be conducting the same during the current financial year.

SKILLS/EXPERTISE/COMPETENCIES IDENTIFIED BY THE BOARD OF DIRECTORS

The Board is satisfied with the set of skills/expertise/competencies available with it presently. The following skills/expertise/competencies are been identified based on their educational qualification experience and expertise:

- Financial
- Accountancy
- Legal and Regulatory
- Human Resource Management
- Business Management
- Risk Management
- Leadership and decision making
- Corporate Governance

INDEPENDENCE OF DIRECTORS

In the opinion of the Board of Directors of the Company, the Independent directors fulfil the criteria of independence pursuant to Section 149(6) of the Companies Act, 2013 and Regulation 16(1)(b) of the SEBI (Listing Obligation and Disclosure Requirement) Regulations, 2015. The Independent Directors have furnished declarations as required under Companies Act, 2013 and SEBI (Listing Obligation and Disclosure Requirement) Regulations, 2015.

AUDIT COMMITTEE

- **Terms of Reference**

Pursuant to Section 177 of Companies Act, 2013 and Regulation 18 of SEBI (Listing Obligation and Disclosure Requirement) Regulations, 2015, following are the terms of reference of the Audit committee:

1. the recommendation for appointment, remuneration and terms of appointment of auditors of the company;
2. to review and monitor the auditor's independence and performance, and effectiveness of audit process;
3. to examine the financial statement and auditor's report thereon;
4. to approve the transactions of the company with related parties and any modifications thereon;
5. to scrutinize inter-corporate loans and investments;
6. valuation of undertakings or assets of the Company, whenever it is necessary;
7. Evaluation of internal financial control and risk management systems;
8. Monitoring the end use of funds raised through public offer and related matters;
9. Oversight of the company's financial reporting process and the disclosure of its financial information to ensure that the financial statement is correct, sufficient and credible;
10. To review the functioning of whistle blowing mechanism;
11. Reviewing, with the management, the quarterly financial statements before submission to the board for approval;
12. All other functions as may be statutorily required.

- **Composition, name of members and chairperson**

The Audit Committee consists of 3 (Three) Directors. Mr. Rajendra Ladakchand Jain is the Chairman of the Committee. The Constitution of Audit Committee as on March 31, 2024 is as follows:

1. Mr. Rajendra Ladakchand Jain – Chairman
2. Mr. Sureshchand Premchand Jain – Member
3. Mr. Baldev Boolani - Member

- **Meetings and attendance during the year**

During the year Four (4) meetings of the Audit Committee were held. Following are the dates of the meeting of the Audit Committee along with the number of members present at the meetings:

Date of the Audit Committee meeting	Number of members of the Audit Committee	Number of members present at the meeting
May 18, 2023	3	3
August 10, 2023	3	3
November 07, 2023	3	3
February 13, 2024	3	3

NOMINATION AND REMUNERATION COMMITTEE

- **Terms of Reference**

Pursuant to Section 178 of the Companies Act, 2013 and Regulation 19 of SEBI (Listing Obligation and Disclosure Requirement) Regulations, 2015, following are the terms of reference of the Nomination and Remuneration Committee:

1. Shall identify persons who are qualified to become directors and who may be appointed in senior management in accordance with the criteria laid down, recommend to the Board their appointment and removal;
2. Shall specify the manner for effective evaluation of performance of Board, its committees and individual directors to be carried out either by the Board, by the Nomination and Remuneration Committee or by an independent external agency and review its implementation and compliance;
3. Ensure that relationship of remuneration to performance is clear and meets appropriate performance benchmarks;
4. Formulate the criteria for determining qualifications, positive attributes and independence of a director and recommend to the board of directors a policy relating to, the remuneration of the directors, key managerial personnel and other employees;
5. Recommend to the board, all remuneration, in whatever form, payable to senior management.
6. All other functions as may be statutorily required.

- **Composition, name of members and chairperson**

The Nomination and Remuneration Committee consists of 3 (Three) Directors. Mr. Baldev Boolani is the Chairman of the Committee. The Constitution of Nomination and Remuneration Committee as on March 31, 2024 is as follows:

1. Mr. Baldev Boolani – Chairman
2. Mrs. Meena Sureshchand Jain – Member
3. Mr. Rajendra Ladakchand Jain - Member

- **Meetings and attendance during the year**

During the year Two (2) meetings of the Nomination and Remuneration Committee were held. Following are the dates of the meeting of the Nomination and Remuneration Committee along with the number of members present at the meetings:

Date of the Nomination and Remuneration Committee meeting	Number of members of the Nomination and Remuneration Committee	Number of members present at the meeting
July 18, 2023	3	3
March 01, 2024	3	3

STAKEHOLDERS RELATIONSHIP COMMITTEE

- **Terms of Reference**

Pursuant to Section 178 of the Companies Act, 2013 and Regulation 20 of SEBI (Listing Obligation and Disclosure Requirement) Regulations, 2015 following are the terms of reference of the Stakeholders Relationship committee:

1. Resolving the grievances of the security holders of the listed entity including complaints related to transfer/transmission of shares, non-receipt of annual report, non-receipt of declared dividends, issue of new/duplicate certificates, general meetings etc.
2. Review of measures taken for effective exercise of voting rights by shareholders.
3. Review of adherence to the service standards adopted by the listed entity in respect of various services being rendered by the Registrar & Share Transfer Agent.
4. Review of the various measures and initiatives taken by the listed entity for reducing the quantum of unclaimed dividends and ensuring timely receipt of dividend warrants/annual reports/statutory notices by the shareholders of the company.
5. All other functions as may be statutorily required.

- **Composition, name of members and chairperson**

The Stakeholders Relationship Committee consists of 3 (Three) Directors. Mr. Rajendra Ladakchand Jain is the Chairman of the Committee. The Constitution of Stakeholder Relationship Committee as on March 31, 2024 is as follows:

1. Mr. Rajendra Ladakchand Jain – Chairman
2. Mr. Sureshchand Premchand Jain – Member
3. Mrs. Meena Sureshchand Jain – Member

- **Meetings and attendance during the year**

During the year One (1) meeting of the Stakeholder Relationship Committee was held. Following are the dates of the meeting of the Stakeholder Relationship Committee along with the number of members present at the meetings:

Date of the Stakeholder relationship Committee meeting	Number of members of the Stakeholder Relationship Committee	Number of members present at the meeting
May 18, 2023	3	3

SENIOR MANAGEMENT

The senior management of the Company consists of its Directors. The changes in the Senior Management are as follows:

- Re-appointment of Mrs. Meena Sureshchand Jain (DIN: 00004413) as the Director of the Company, in the 40th Annual General Meeting of the Company held on September 30, 2024.

REMUNERATION OF THE DIRECTORS FOR THE FINANCIAL YEAR 2023-24

Following are the details of Remuneration paid to the Directors of the Company for the Financial Year 2023-24:

Name of the Directors	Pecuniary relationship or transactions of the non-executive directors vis-à-vis the listed entity	Criteria of making payments to non-executive directors	Remuneration	Fixed component and performance linked incentives, along with the performance criteria	Service Contracts, Notice period and Severance fees	Stock Options
Meena Sureshchand Jain	-	The Policy on Remuneration to the Directors is been placed on the Website of the Company	-	-	-	-
Rajendra Ladakchand Jain	-	The Policy on Remuneration to the Directors is been placed on the Website of the Company	-	-	-	-
Baldev Boolani	-	The Policy on Remuneration to the Directors is been placed on the Website of the Company	-	-	-	-

GENERAL BODY MEETINGS

The details of the last three Annual General Meetings of the Company and Special Resolution(s) passed are as follows:

General Meeting Particulars	Financial Year	Location	Time	Whether any special resolution passed
38 th Annual General Meeting	2020-21	Through Video conferencing ('VC')/ Other Audio Visual Means ('OAVM')	4.00 P.M ('IST')	No
39 th Annual General Meeting	2021-22	At the Registered Office of the Company situated at The Ruby, 5SC, 5th Floor, South Wing, Level 8th JK Sawant Marg, Dadar West, Mumbai-400028	3.00 P.M ('IST')	Yes: Re-appointment of Mr. Sureshchand Premchand Jain (DIN: 00004402) as the Managing Director of the Company
40 th Annual General Meeting	2022-23	Through Video conferencing ('VC')/ Other Audio Visual Means ('OAVM')	3.00 P.M ('IST')	Yes: 1. Approval of re-classification of Authorised Share Capital of the Company. 2. Approval of Increase in Authorised Share Capital of the Company. 3. Alteration of Memorandum of Association of the Company. 4. Issue of 5% Non-Cumulative Redeemable Preference shares on Private Placement basis.

- Whether any special resolution passed last year through postal ballot: No
- Whether any special resolution proposed to be conducted through postal ballot: No

MEANS OF COMMUNICATION

- **Quarterly Results:**

The Quarterly results pursuant to the SEBI (Listing Obligation and Disclosure Requirement) Regulations, 2015 ('Listing Regulations') are been duly approved by the Audit Committee and Board of Directors of the Company and communicated to the Stock Exchange.

- **Newspapers wherein results are normally published:**

Free Press Journal – English
Navshakti – Marathi

- **Any Website, where displayed:**
Yes, Company's Website: <https://www.spcapital.in/investorrelations.html> and BSE Website on www.bseindia.com
- **Whether it displays official news release:**
Yes

GENERAL SHAREHOLDER INFORMATION

- **Annual General Meeting:**
41st Annual General Meeting to be held on Monday, September 30, 2024, through Video Conferencing Mode or Other Audio Visual Means. The venue shall be deemed to be the registered office of the Company situated at The Ruby, 5SC, 5th Floor, South Wing, Level 8th JK Sawant Marg, Dadar west, Mumbai City, Maharashtra, India – 400028
- **Financial Year:**
April 1 to March 31
- **Dividend Payment date:**
NA
- **Name and address of each stock exchange(s) at where the Equity Shares of the Company are listed:**
Bombay Stock Exchange Limited (the Annual Listing fees for the financial year 2024-25 is been paid), Phiroze Jeejeebhoy Towers, Dalal Street, Mumbai – 400001.
- **Stock Code:** 530289
- **Market price data:**
Following are details of high – low price of the Equity shares of the Company for each month in the financial year ended on March 31, 2024:

Month	High (INR)	Low (INR)
April 2023	17.20	14.09
May 2023	17.65	15.76
June 2023	17.70	15.81
July 2023	19.80	15.90
August 2023	23.00	14.10
September 2023	28.90	21.76
October 2023	23.70	21.22
November 2023	23.45	21.20
December 2023	30.89	22.10
January 2024	39.95	26.80
February 2024	52.89	36.01
March 2024	40.00	22.88

- Performance of the stock of the Company in comparison to BSE Sensex:**

Following are the details of the performance of the stock of the Company in comparison to BSE Sensex for each month in the financial year ended on March 31, 2024:

Month	Closing Price of the Stock of the Company (INR)	Closing price of BSE Sensex (INR)
April 2023	16.76	61,112.44
May 2023	16.25	62,622.24
June 2023	16.39	64,718.56
July 2023	17.25	66,527.67
August 2023	22.38	64,831.41
September 2023	23.36	65,828.41
October 2023	22.11	63,874.93
November 2023	23.00	66,988.44
December 2023	27.65	72,240.26
January 2024	38.75	71,752.11
February 2024	38.19	72,500.30
March 2024	24.75	73,651.35

- Registrar and share transfer agent:**

Bigshare Services Pvt. Ltd.

Office No. S6-2, 6th Floor Pinnacle Business Park, Next to Ahura Centre, Mahakali Caves Road, Andheri (East) - 400093, Mumbai.

Tel No.-022 62638295

www.bigshareonline.com

- Share transfer system:**

The Board of Directors have delegated power of transfer of securities to the Registrar and share transfer agent of the Company (Bigshare Services Private Limited). The details of share transfers, if any, are been placed before the Board of Directors in each of their meeting. Further the transfers are in compliances with Regulation 40 and Schedule VII of the listing regulations.

- Distribution of shareholding as on March 31, 2024:**

Sr. No.	Category	Number of Shares	Number of share holders	% of holding
1.	Promoter & Promoter group	4167200	18	69.31%
2.	Individual shareholders - holding nominal share capital up to INR. 2 lakhs.	1004411	2948	16.71%
3.	Individual shareholders - holding nominal share capital in excess of INR. 2 lakhs.	711351	15	11.83%

4.	Non Resident Indians (NRIs)	6534	15	0.11%
5.	Bodies Corporate	13706	11	0.22%
6.	Clearing member	145	2	0.002%
7.	Others (Hindu Undivided Family)	39059	22	0.65%

- **Dematerialization of shares and liquidity:**

As on March 31, 2024, 98.90% of Equity shares of the Company are in Dematerialized form. The entire equity shareholding of the Promoter and Promoter group are in dematerialized form. The Equity shares of the Company are listed on Bombay Stock Exchange, which are been frequently traded.

- **Outstanding Global Depository Receipts or American Depository Receipts or warrants or any convertible instruments, conversion date and likely impact on equity:**

There are no Outstanding Global Depository Receipts or American Depository Receipts or warrants or any convertible instruments as on Year ended March 31, 2024.

- **Address for correspondence:**

The Ruby, 5SC, 5th Floor, South Wing, Level 8th JK Sawant Marg, Dadar west, Mumbai City, Maharashtra, India - 400028

OTHER DISCLOSURES

- **Disclosure on materially significant related party transactions that may have potential conflict with the interests of listed entity at large:**

There were no such related party transactions that may have potential conflict with the interests of listed entity at large

- **Details of non-compliance by the listed entity, penalties, strictures imposed on the listed entity by stock exchange(s) or the board or any statutory authority, on any matter related to capital markets, during the last three years:**

Financial Year	Non-compliance	Authority who imposed penalty	Penalty (INR)
2020-21	Notice received from Bombay Stock Exchange – Late submission of Shareholding pattern for the quarter ended September 2020 under Regulation 31 of SEBI (LODR) Regulations, 2015	Bombay Stock Exchange	11,800/-
	Notice received from Bombay Stock Exchange – Penalty for Non-appointment of Compliance officer under Regulation 6 of	Bombay Stock Exchange	4,79,080/-

	SEBI (LODR) Regulations, 2015 (for five quarters)		
2021-22	-	-	-
2022-23	Notice received from Bombay Stock Exchange – Non submission of Consolidate Financial Results in PDF mode for the period ended March 31, 2023	Bombay Stock Exchange	47,200/-

- Details of establishment of vigil mechanism/whistle blower policy and affirmation that no personnel has been denied access to the audit committee:**
The detailed vigil mechanism/whistle blower policy as developed by the Company is been placed on the website of the Company. The company hereby affirms that no personnel has been denied access to the Audit Committee.
- Web link where policy for determining ‘material’ subsidiaries and policy on dealing with related party transactions are been disclosed:**
Following is the link of the website of the Company wherein Policy for determining ‘material’ subsidiaries and policy on dealing with related party transactions are been disclosed:
<https://www.spcapital.in/investorrelations.html>
- Certificate from a company secretary in practice that none of the directors on the board of the company have been debarred or disqualified from being appointed or continuing as directors of companies by the Board/Ministry of Corporate Affairs or any such statutory authority:**
The certificate issued by M/s Martinho Ferrao & Associates, Practising Company Secretaries is been annexed herewith with this report.
- Where the board had not accepted any recommendation of any committee of the board which is mandatorily required, in the relevant financial year, the same to be disclosed along with reasons thereof:**
The Board has accepted all the recommendations of the committees of the board.
- Total fees for all services paid by the listed entity and its subsidiaries, on a consolidated basis, to the statutory auditor and all entities in the network firm/network entity of which the statutory auditor is a part: INR 70,800/-**
- Disclosures in relation to the Sexual Harassment of Women at Workplace (Prevention, Prohibition and Redressal) Act, 2013:**
There were no complaints filed during the year
- Disclosure by listed entity and its subsidiaries of ‘Loans and advances in the nature of loans to firms/companies in which directors are interested by name and amount:**
Following are the details of the loans given by the company to the companies/firms in which the directors are interested:

Name of the Company	Amount of loan outstanding (in INR)
Indralok Hotels Private Limited	1,11,77,570/-
Omsai Multitrade Private Limited	74,65,000/-
Pride Hotels Limited	19,49,99,984/-
Pride Realty LLP	83,00,000/-
Pride Regency & Development LLP	46,77,741/-
Rohan Hotels Private Limited	2,37,69,738/-
Somti Hotels Private Limited	27,63,426/-

- **Details of material subsidiaries of the listed entity; including the date and place of incorporation and the name and date of appointment of the statutory auditors of such subsidiaries:** Not Applicable
- **Details of compliance with mandatory requirements and adoption of the non-mandatory requirements:**
The Company has adopted best practices for ensuring compliances with all mandatory requirements. There were few late filings due to technical issues, however company strives to ensure compliances with all the mandatory requirements.

**For and on behalf of the Board
S P CAPITAL FINANCING LTD**

**Sd/-
Sureshchand Premchand Jain
Managing Director
DIN: 00004402**

**Sd/-
Meena Sureshchand Jain
Director
DIN: 00004413**

Place: Mumbai

Date: August 13, 2024

ANNEXURE – 7

COMPLIANCE CERTIFICATE BY MANAGING DIRECTOR AND CHIEF FINANCIAL OFFICER

To,
The Board of Directors
S P Capital Financing Limited

Pursuant to Regulation 17(8) of SEBI (Listing Obligation and Disclosure Requirement) Regulations, 2015, We, the undersigned hereby furnish this Compliance certificate declaring the following:

1. We have reviewed financial statement and the cash flow statement for the year and that to the best of our knowledge and belief:
 - a) these statements do not contain any materially untrue statement or omit any material fact or contain statements that might be misleading;
 - b) these statements together present a true and fair view of the listed entity's affairs and are in compliance with existing accounting standards, applicable laws and regulations.
2. There are, to the best of our knowledge and belief, no transactions entered into by the listed entity during the year which are fraudulent, illegal or violative of the listed entity's code of conduct.
3. We accept responsibility for establishing and maintaining internal controls for financial reporting and we have evaluated the effectiveness of internal control systems of the listed entity pertaining to financial reporting and we have disclosed to the auditors and the audit committee, deficiencies in the design or operation of such internal controls, if any, of which we are aware and the steps they have taken or propose to take to rectify these deficiencies.
4. We have indicated to the auditors and the Audit committee
 - a) There were no significant changes in internal control over financial reporting during the year;
 - b) There were no significant changes in accounting policies during the year and
 - c) There were no instances of significant fraud of which we have become aware.

For S P CAPITAL FINANCING LTD

	Sd/-	Sd/-
	Sureshchand Premchand Jain	Sandeep Sakharam Gopale
Date: August 13, 2024	Managing Director	Chief Financial Officer
Place: Mumbai	DIN: 00004402	

DECLARATION BY MANAGING DIRECTOR

I, Sureshchand Premchand Jain, Managing Director of the Company, hereby declare that the members of board of directors and senior management personnel of the Company have affirmed compliance with the code of conduct of board of directors and senior management.

For S P CAPITAL FINANCING LTD

Sd/-
Sureshchand Premchand Jain
Managing Director
DIN: 00004402

ANNEXURE- 8**Additional Information as per section 197 of the Companies Act, 2013, Rule 5(1) of chapter xiii, Companies (Appointment and Remuneration of Managerial Personnel) Rules, 2014**

Name of the Director/ Employees	Designation	Remuneration (subject to Income-tax)	% increase in Remuneration in the F.Y 2022-23	Ratio of remuneration of each Director/to median remuneration of employees	Qualifications	Age (yrs)	Experience (years)	Date of Commencement of employment	Last employment and Designation
Mr. S.P.Jain	Managing Director	NIL	NIL	NIL	B.com, CA	73 Years	More than 30	15/12/1992	Managing Director
Mrs. Meena S Jain	Director	NIL	NIL	NIL	B.A	72 Years	More than 30	25/03/2015	Director
Mr. Rajendra Jain	Director	NIL	NIL	NIL	Non-Graduate	68 years	More than 30	13/02/2020	Director
Mr. Baldev Boolani	Director	NIL	NIL	NIL	B.A. (Hon)	95 Years	More than 40	22/10/1994	Director
Mr. Sandeep Gopale	CFO	4.73 Lak h	NIL	NIL	Non-Graduate	52 years	20 Years	25/03/2015	Chief Financial Officer
*Mr. Pratik Tilotkar	Company Secretary	1.60 Lak h	NA	Nil	CS	25 years	-	18/07/2023	Company Secretary
**Ms. Sonali Bapardekar	Company Secretary	0.42 Lak h	NA	Nil	Bcom, CS, LLB	27 years	-	01/03/2024	Company Secretary

*Mr. Pratik Tilotkar resigned with effect from 14th December 2023.

** Ms. Sonali Bapardekar was appointed with effect from 1st March, 2024.

Notes:

- the ratio of the remuneration of each director to the median remuneration of the employees of the company for the financial year: **NA**
- the percentage increase in remuneration of each director, Chief Financial Officer, Chief Executive Officer, Company Secretary or Manager, if any, in the financial year: **NA**
- the percentage increase in the median remuneration of employees in the financial year: **NA**
- the number of permanent employees on the rolls of company: **8**
- average percentile increase already made in the salaries of employees other than the managerial personnel in the last financial year and its comparison with the percentile increase in the managerial remuneration and justification thereof and point out if there are any exceptional circumstances for increase in the managerial remuneration: **NA**

6. affirmation that the remuneration is as per the remuneration policy of the company:

It is affirmed that the remuneration is as per the 'Remuneration Policy for Directors, Key Managerial Personnel and other employees' adopted by the Company.

**For and on behalf of the Board
S P CAPITAL FINANCING LTD**

Sd/-

**Sureshchand Premchand Jain
Managing Director
DIN: 00004402**

Sd/-

**Meena Sureshchand Jain
Director
DIN: 00004413**

Place: Mumbai

Date: August 13, 2024

ANNEXURE – 9

SECRETARIAL AUDIT REPORT

FOR THE FINANCIAL YEAR ENDED MARCH 31, 2024

[Pursuant to section 204(1) of the Companies Act, 2013 and rule No.9 of the Companies (Appointment and Remuneration Personnel) Rules, 2014]

To,
The Members,
S P Capital Financing Ltd.
The Ruby, 5th Floor, Office No. 5 SC,
South Wing, Level 8th, JK Sawant Marg, Mumbai 400028

We have conducted the secretarial audit of the compliance of applicable statutory provisions and the adherence to good corporate practices by **S P Capital Financing Ltd.** (hereinafter called “the Company”). Secretarial Audit was conducted in a manner that provided us a reasonable basis for evaluating the corporate conducts/statutory compliances and expressing our opinion thereon.

We have examined the papers, minute books, forms, returns filed and other records maintained by the Company provided to us for the financial year ended on 31st March, 2024. Based on our verification of the Company’s books, papers, minute books, forms and returns filed and other records maintained by the Company and also the information provided by the Company, its officers, agents and authorized representatives during the conduct of secretarial audit, we hereby report that in our opinion, the Company has, during the audit period covering the financial year ended on 31st March, 2024, complied with the statutory provisions listed hereunder and also that the Company has proper Board-processes and compliance-mechanism in place to the extent, in the manner and subject to the reporting made hereinafter:

The Audit has been conducted for the financial year ended on 31st March, 2024 in accordance with the provisions of:

- (i) The Companies Act, 2013 (the Act) and the rules made thereunder;
- (ii) The Securities Contracts (Regulation) Act, 1956 ('SCRA') and the rules made thereunder;
- (iii) The Depositories Act, 1996 and the Regulations and Bye-laws framed thereunder;
- (iv) Foreign Exchange Management Act, 1999 and the rules and regulations made thereunder to the extent of Foreign Direct Investment, Overseas Direct Investment and External Commercial Borrowings; **Not applicable during the financial year under review**
- (v) The following Regulations and Guidelines prescribed under the Securities and Exchange Board of India Act, 1992 ('SEBI Act'), as amended:
 - (a) Securities and Exchange Board of India (Substantial Acquisition of Shares and Takeovers) Regulations, 2011;
 - (b) Securities and Exchange Board of India (Prohibition of Insider Trading) Regulations, 2015;
 - (c) Securities and Exchange Board of India (Issue of Capital and Disclosure Requirements) Regulations, 2018;
 - (d) Securities and Exchange Board of India (Share Based Employee Benefits and Sweat Equity) Regulations, 2021; **Not applicable during the year under review as the Company has not issued ESOPs**
 - (e) Securities and Exchange Board of India (Registrars to an Issue and Share Transfer Agents) Regulations, 1993: **Not applicable as the Company is not registered as a Registrar to an issue and Share Transfer Agent**
 - (f) Securities and Exchange Board of India (Delisting of Equity Shares) Regulations, 2009: **Not applicable as the Company has not delisted its equity shares from any Stock Exchange during the financial year under review.**
 - (g) Securities and Exchange Board of India (Buyback of Securities) Regulations, 2018: **Not applicable as the Company has not bought back any of its securities during the financial year under review.**
 - (h) The Securities and Exchange Board of India (Issue and Listing of Non-Convertible Securities) Regulations, 2021;

- (i) Securities and Exchange Board of India (Listing Obligations and Disclosure Requirements) Regulations, 2015 (“SEBI LODR”).

We have also examined the compliances of the provisions of the following other laws applicable specifically to the Company wherein we have also relied on the representations made by the head of the respective departments in addition to the checks carried out by us:

- (a) the Master Direction – Reserve Bank of India (Non-Banking Financial Company – Scale Based Regulation) Directions, 2023

We have also examined compliance with the applicable clauses of the following:

1. Secretarial Standards issued by The Institute of Company Secretaries of India.
2. The Listing Agreements entered into by the Company with BSE Limited.

During the period under review the Company has complied with the provisions of the Act, Rules, Regulations, Guidelines, Standards, etc. mentioned above including forms filed with additional fees in case of delay except to the extent as mentioned below:

- i. Whereas as per Section 117 and 179 of the Companies Act, 2013 and other applicable rules and provisions of the Act, if any, Form MGT-14 shall be filed with the Registrar within 30 days of passing the resolution. The Company has not filed the same for Approval of financial statements at the Board meeting dated 18/05/2023 and Issue of preference shares on private placement basis at the Board meeting dated 01/09/2023.

We further report that:

- i. The Outcome of the Board Meeting dated 13/02/2024, Pursuant to Regulation 30 of SEBI (LODR) Regulations, 2015, was uploaded within the stipulated time (i.e. 30 minutes) but the accompanying documents were uploaded after 11 minutes of the stipulated time. The management has informed us that the supporting documents were inadvertently missed due to hardware technical issues and the same was uploaded 11 minutes after the stipulated time.
- ii. The Shareholding pattern for the quarter ended December 31, 2023, Pursuant to Regulation 31 of SEBI (LODR) Regulations, 2015 was uploaded 3 days after the stipulated time (i.e. 21 days after the end of the quarter). The Company has paid a fine to the Securities Exchange Board of India on March 04, 2024.

We further report that:

The Board of Directors of the Company is duly constituted with proper balance of Executive Directors, Non-Executive Directors and Independent Directors. The changes in the composition of the Board of Directors that took place during the period under review were carried out in compliance with the provisions of the applicable laws.

Adequate notice is given to all Directors for the Board Meetings. Agenda and detailed notes on agenda were sent at least seven days in advance, and a system exists for seeking and obtaining further information and clarifications on the agenda items before the meeting and for meaningful participation at the meeting.

All decisions are carried through with requisite majority. There were no dissenting views from the Board members during the period under review.

We further report that there are adequate systems and processes in the Company commensurate with the size and operations of the Company to monitor and ensure compliance with applicable laws, rules, regulations and guidelines.

We further report that; during the period under review:

1. The Company approved the following resolutions at their Annual General Meeting held on 30/09/2023
 - i. Approved re-classification of Authorised Share Capital of the Company
 - ii. Approved increase in Authorised Share Capital of the Company
 - iii. Issued 5% Non-Cumulative Redeemable Preference shares on Private Placement basis. (Unlisted)

2. Ms. Sonal Naik resigned as Company secretary of the Company w.e.f. 12.07.2023. Mr. Pratik Tirlotkar was appointed as Company secretary of the Company w.e.f. 18.07.2023 and resigned w.e.f. 14.12.2023. Ms. Sonali Bapardekar was appointed as Company secretary of the Company w.e.f. 01.03.2024.

For **Shobha Ambure & Associates**
Company Secretaries

Sd/-

Shobha Ambure

Proprietor

FCS No. 10828

C P. No. 15264

UDIN: F010828F000504772

Place: Mumbai

Date: 30/05/2024

This report is to be read with our letter which is annexed as **Annexure A** and forms an integral part of this report.

'Annexure A'

To,
The Members,
S P Capital Financing Ltd.
The Ruby, 5th Floor, Office No. 5 SC,
South Wing, Level 8th, JK Sawant Marg, Mumbai 400028

Our report is to be read along with this letter.

1. Maintenance of secretarial record is the responsibility of the management of the Company. Our responsibility is to express an opinion on these secretarial records based on our audit.
2. We have followed the audit practices and processes as were appropriate to obtain reasonable assurance about the correctness of the contents of the Secretarial records. The verification was done on test basis to ensure that correct facts are reflected in secretarial records. We believe that the processes and practices we followed provide a reasonable basis for our opinion.
3. We have not verified the correctness and appropriateness of financial records and Books of Accounts of the Company.
4. Wherever required, we have obtained the Management representation about the compliance of laws, rules and regulations and happening of events etc.
5. The compliance of the provisions of Corporate and other applicable laws, rules, regulations, standards is the responsibility of management. Our examination was limited to the verification of procedures on test basis.
6. The Secretarial Audit report is neither an assurance as to the future viability of the company nor of the efficacy or effectiveness with which the management has conducted the affairs of the company.

For **Shobha Ambure & Associates**
Company Secretaries

Sd/-
Shobha Ambure
Proprietor
FCS No. 10828
C P. No. 15264
UDIN: F010828F000504772

Place: Mumbai
Date: 30/05/2024

ANNEXURE -10

CORPORATE GOVERNANCE COMPLIANCE CERTIFICATE

To,
S P Capital Financing Ltd.
The Ruby, 5th Floor, Office No. 5 SC,
South Wing, Level 8th, JK Sawant Marg, Mumbai 400028

We have examined the compliance of the conditions of Corporate Governance of **SP Capital Financing Limited** ('the Company') for the year ended on 31st March, 2024 as stipulated under Regulations 17 to 27, clauses (b) to (i) of sub- regulation (2) of Regulation 46 and Para C, D and E of Schedule V of the Securities and Exchange Board of India (Listing Obligations and Disclosure Requirements) Regulations, 2015 ("SEBI Listing Regulations").

The compliance of the conditions of Corporate Governance is the responsibility of the management. Our examination was limited to procedures and implementation thereof, adopted by the Company for ensuring the compliance of the conditions of Corporate Governance. It is neither an audit nor an expression of opinion on the financial statements of the Company.

In our opinion and to the best of our information and according to the explanations given to us, and considering the relaxations granted by the Ministry of Corporate Affairs and Securities and Exchange Board of India, wherever applicable, we certify that the Company has complied with the conditions of Corporate Governance as stipulated in SEBI (Listing Obligations and Disclosure Requirements), Regulations, 2015 for the year ended 31st March, 2024.

We further state that such compliance is neither an assurance as to the future viability of the Company nor the efficiency or effectiveness with which the management has conducted the affairs of the Company.

For and on behalf of
Martinho Ferrao & Associates
Company Secretaries

Sd/-
Martinho Ferrao
Proprietor
FCS 6221 COP. No. 5676
PR 951/2020
UDIN: F006221F000960636

Place: Mumbai
Date: 13th August, 2024

ANNEXURE - 11**CERTIFICATE OF NON-DISQUALIFICATION OF DIRECTORS**

(Pursuant to Regulation 34(3) and Schedule V Para C clause (10)(i) of the SEBI (Listing Obligations and Disclosure Requirements) Regulations, 2015)

To,
The Members,
S P Capital Financing Ltd.
The Ruby, 5th Floor, Office No. 5 SC,
South Wing, Level 8th, JK Sawant Marg, Mumbai 400028

We have examined the relevant registers, records, forms, returns and disclosures received from the Directors of **S P Capital Financing Ltd.** having CIN L74140MH1983PLC029494 and having registered office at The Ruby, 5th Floor, Office No. 5 SC, South Wing, Level 8th, JK Sawant Marg, Mumbai 400028 (hereinafter referred to as 'the Company'), produced before us by the Company, for the purpose of issuing this Certificate, in accordance with Regulation 34(3) read with Schedule V Para-C Sub clause 10(i) of the Securities Exchange Board of India (Listing Obligations and Disclosure Requirements) Regulations, 2015.

In our opinion and to the best of our information and according to the verifications (including Directors Identification Number (DIN) status at the portal www.mca.gov.in) as considered necessary and explanations furnished to us by the Company & its officers, we hereby certify that none of the Directors on the Board of the Company as stated below for the Financial Year ending on 31st March, 2024 have been debarred or disqualified from being appointed or continuing as Directors of companies by the Securities and Exchange Board of India, Ministry of Corporate Affairs, or any such other Statutory Authority.

Sr. No.	Name of Director	DIN	Date of appointment in Company
1.	Sureshchand Premchand Jain	00004402	15/12/1992
2.	Meena Sureshchand Jain	00004413	25/03/2015
3.	Baldev Lakhmichand Boolani	00856660	22/10/1994
4.	Rajendra Ladakchand Jain	00473752	13/02/2020

Ensuring the eligibility for the appointment / continuity of every Director on the Board is the responsibility of the management of the Company. Our responsibility is to express an opinion on these based on our verification. This certificate is neither an assurance as to the future viability of the Company nor of the efficiency or effectiveness with which the management has conducted the affairs of the Company.

For Martinho Ferrao & Associates
Company Secretaries

Sd/-
Martinho Ferrao
Proprietor
FCS 6221 COP. No. 5676
PR 951/2020
UDIN: F006221F000960625

Date: 13th August, 2024
Place: Mumbai

Independent Auditor's Report on the Financial Statements

To the Members of
S P Capital Financing Limited

Opinion

We have audited the accompanying Ind AS financial statements of **S P Capital Financing Limited** ("**the Company**") which comprise the Balance Sheet as at March 31, 2024, the Statement of Profit and Loss (including Other Comprehensive Income), Cash Flow Statement and the Statement of changes in Equity for the year then ended, and a summary of significant accounting policies and other explanatory information (hereinafter referred to as "financial statements").

In our opinion and to the best of our information and according to the explanations given to us, the aforesaid financial statements give the information required by the Companies Act, 2013 ("the Act") in the manner so required and give a true and fair view in conformity with the Indian Accounting Standards prescribed under section 133 of the Act read with the Companies (Indian Accounting Standards) Rules, 2015, as amended, ("Ind AS") and accounting principles generally accepted in India, of the state of affairs of the Company as at March 31, 2024, and its Profit /loss, including Other Comprehensive Income, Cash Flow and the changes in equity for the year ended on that date.

Basis for Opinion

We conducted our audit in accordance with the Standards on Auditing (SAs) specified under section 143(10) of the Companies Act, 2013. Our responsibilities under those Standards are further described in the Auditor's Responsibilities for the Audit of the Financial Statements section of our report. We are independent of the Company in accordance with the Code of Ethics issued by the Institute of Chartered Accountants of India together with the ethical requirements that are relevant to our audit of the financial statements under the provisions of the Companies Act, 2013 and the Rules thereunder, and we have fulfilled our other ethical responsibilities in accordance with these requirements and the Code of Ethics. We believe that the audit evidence we have obtained is sufficient and appropriate to provide a basis for our opinion on the financial statements.

Key Audit Matters

Key audit matters are those matters that, in our professional judgment, were of most significance in our audit of the financial statements of the current period. These matters were addressed in the context of our audit of the financial statements as a whole, and in forming our opinion thereon. There are no other key audit matters and we do not provide a separate opinion on these matters.

Information Other than the Financial Statements and Auditor's Report Thereon

The Company's Board of Directors is responsible for the preparation of the other information. The other information comprises the information included in the Management Discussion and Analysis, Board's Report including Annexures to Board's Report, Corporate Governance and Shareholder's Information, but does not include the financial statements and our auditor's report thereon.

Our opinion on the financial statements does not cover the other information and we do not express any form of assurance conclusion thereon.

In connection with our audit of the financial statements, our responsibility is to read the other information and, in doing so, consider whether the other information is materially inconsistent with the financial statements or our knowledge obtained during the course of our audit or otherwise appears to be materially misstated.

If, based on the work we have performed, we conclude that there is a material misstatement of this other information, we are required to report that fact. We have nothing to report in this regard.

Responsibility of Management for the Financial Statements

The Company's Management and Board of Directors is responsible for the matters stated in Section 134(5) of the Companies Act, 2013 ("the Act") with respect to the preparation of these financial statements that give a true and fair view of the financial position, financial performance, cash flows and changes in equity of the Company in accordance with the accounting principles generally accepted in India, including the Indian Accounting Standards prescribed under Section 133 of the Act. This responsibility also includes maintenance of adequate accounting records in accordance with the provisions of the Act for safeguarding the assets of the Company and for preventing and detecting frauds and other irregularities; selection and application of appropriate accounting policies; making judgments and estimates that are reasonable and prudent; and design, implementation and maintenance of adequate internal financial controls, that were operating effectively for ensuring the accuracy and completeness of the accounting records, relevant to the preparation and presentation of the financial statements that give a true and fair view and are free from material misstatement, whether due to fraud or error.

In preparing the financial statements, management and Board of Directors are responsible for assessing the Company's ability to continue as a going concern, disclosing, as applicable, matters related to going concern and using the going concern basis of accounting unless management either intends to liquidate the Company or to cease operations, or has no realistic alternative but to do so.

Board of Directors is also responsible for overseeing the company's financial reporting process.

Auditor's Responsibility for the Audit of the financial statements

Our objectives are to obtain reasonable assurance about whether the financial statements as a whole are free from material misstatement, whether due to fraud or error, and to issue an auditor's report that includes our opinion. Reasonable assurance is a high level of assurance, but is not a guarantee that an audit conducted in accordance with SAs will always detect a material misstatement when it exists. Misstatements can arise from fraud or error and are considered material if, individually or in the aggregate, they could reasonably be expected to influence the economic decisions of users taken on the basis of these financial statements.

As part of an audit in accordance with SAs, we exercise professional judgment and maintain professional skepticism throughout the audit. We also:

- Identify and assess the risks of material misstatement of the financial statements, whether due to fraud or error, design and perform audit procedures responsive to those risks, and obtain audit evidence that is sufficient and appropriate to provide a basis for our opinion. The risk of not detecting a material misstatement resulting from fraud is higher than for one resulting from error, as fraud may involve collusion, forgery, intentional omissions, misrepresentations, or the override of internal controls.
- Obtain an understanding of internal financial controls relevant to the audit in order to design audit procedures that are appropriate in the circumstances. Under section 143(3)(i) of the Act, we are also responsible for expressing our opinion on whether the Company has adequate internal financial controls system in place and the operating effectiveness of such controls.
- Evaluate the appropriateness of accounting policies used and the reasonableness of accounting estimates and related disclosures made by management.
- Conclude on the appropriateness of management's use of the going concern basis of accounting and, based on the audit evidence obtained, whether a material uncertainty exists related to events or conditions that may cast significant doubt on the Company's ability to continue as a going concern. If we conclude that a material uncertainty exists, we are required to draw attention in our auditor's report to the related disclosures in the financial statements or, if such disclosures are inadequate, to modify our opinion. Our conclusions are based on the audit evidence obtained up to the date of our auditor's report. However, future events or conditions may cause the Company to cease to continue as a going concern.

- Evaluate the overall presentation, structure and content of the financial statements, including the disclosures, and whether the financial statements represent the underlying transactions and events in a manner that achieves fair presentation.

Materiality is the magnitude of misstatements in the financial statements that, individually or in aggregate, makes it probable that the economic decisions of a reasonably knowledgeable user of the financial statements may be influenced. We consider quantitative materiality and qualitative factors in (i) planning the scope of our audit work and in evaluating the results of our work; and (ii) to evaluate the effect of any identified misstatements in the financial statements.

We communicate with those charged with governance regarding, among other matters, the planned scope and timing of the audit and significant audit findings, including any significant deficiencies in internal control that we identify during our audit.

We also provide those charged with governance with a statement that we have complied with relevant ethical requirements regarding independence, and to communicate with them all relationships and other matters that may reasonably be thought to bear on our independence, and where applicable, related safeguards.

From the matters communicated with those charged with governance, we determine those matters that were of most significance in the audit of the financial statements of the current period and are therefore the key audit matters. We describe these matters in our auditor's report unless law or regulation precludes public disclosure about the matter or when, in extremely rare circumstances, we determine that a matter should not be communicated in our report because the adverse consequences of doing so would reasonably be expected to outweigh the public interest benefits of such communication.

Report on Other Legal and Regulatory Requirements

1. As required by the Companies (Auditor's Report) Order, 2020 ("the Order"), issued by the Central Government of India in terms of sub-section (11) of section 143 of the Act, we give in the "**Annexure A**" a statement on the matters specified in paragraphs 3 and 4 of the Order.
2. As required by section 143 (3) of the Act, we report that:
 - a. we have sought and obtained all the information and explanations which to the best of our knowledge and belief were necessary for the purpose of our audit;
 - b. in our opinion proper books of account as required by law have been kept by the Company so far as it appears from our examination of those books and *records except for the matters stated in the paragraph 2(h)(vi) (a) below on reporting under Rule 11(g) of the Companies (Audit and Auditors) Rules 2014 (as amended)*;
 - c. the Balance Sheet, the Statement of Profit and Loss including Other Comprehensive Income, the Cash Flow Statement and Statement of changes in Equity dealt with by this Report are in agreement with the books of account;
 - d. in our opinion, the aforesaid Ind AS financial statements comply with the Accounting Standards specified under section 133 of the Act, read with Rule 7 of the Companies (Accounts) Rules, 2014.
 - e. On the basis of written representations received from the directors as on March 31, 2024 taken on record by the Board of Directors, none of the directors is disqualified as on March 31, 2024 from being appointed as a director in terms of Section 164 (2) of the Act.
 - f. With respect to the adequacy of the internal financial controls over financial reporting of the Company and the operating effectiveness of such controls, refer to our separate Report in "**Annexure B**".

3. With respect to the other matters to be included in the Auditor's Report in accordance with Rule 11 of the Companies (Audit and Auditors) Rules, 2014, as amended, in our opinion and to the best of our information and according to the explanations given to us:
- i. The Company has disclosed the impact of pending litigations on its financial position in its Ind AS Financial Statements note No-21.
- ii. The Company, did not have any long-term contracts including derivative contracts for which there were no material foreseeable losses;
- iii. There were no amount which were required to be transferred to the Investor Education and Protection Fund by the Company.
- iv. (a) The management has represented that, to the best of its knowledge and belief, other than as disclosed in the notes to the accounts, no funds (which are material either individually or in the aggregate) have been advanced or loaned or invested (either from borrowed funds or share premium or any other sources or kind of funds) by the company to or in any other person(s) or entity(ies), including foreign entities (" Intermediaries"), with the understanding, whether recorded in writing or otherwise, that the Intermediary shall, whether, directly or indirectly lend or invest in other persons or entities identified in any manner whatsoever by or on behalf of the company ("Ultimate Beneficiaries") or provide any guarantee, security or the like on behalf of the Ultimate Beneficiaries;
- (b) The management has represented that, to the best of its knowledge and belief, other than as disclosed in the notes to the accounts, no funds (which are material either individually or in the aggregate) have been received by the company from any person(s) or entity(ies), including foreign entities (" Funding Parties"), with the understanding, whether recorded in writing or otherwise, that the company shall, whether, directly or indirectly lend or invest in other persons or entities identified in any manner whatsoever by or on behalf of the Funding Party ("Ultimate Beneficiaries") or provide any guarantee, security or the like on behalf of the Ultimate Beneficiaries; and
- (c) Based on the audit procedures that have been considered reasonable and appropriate in the circumstances, nothing has come to our attention that has caused us to believe that the representations under sub-clause (a) and (b) contain any material mis-statement.
- Based on our examination, which included test checks, the Company has used accounting software for maintaining its books of account for the financial year ended 31st March, 2024 which has a feature of recording Audit Trail (edit log) facility and the same has operated throughout the year for all relevant transactions recorded in the software. Further, during the course of our audit we did not come across any instance of the audit trail feature being tampered with
- As proviso to Rule 3(1) of the Companies (Accounts) Rules, 2014 is applicable from 1st April, 2023, reporting under Rule 11 (g) of the Companies (Audit and Auditors) Rules, 2014 on preservation of audit trail as per the statutory requirements for record retention is not applicable for the financial year ended 31st March, 2024
- v. The company had declared and paid Final Dividend of Rs. 1/- per equity share during the year under review.

- vi. Based on our examination which included test checks, the Company has not used accounting software for maintaining its books of account which has a feature of recording audit trail (edit log) facility. As explained, the Company is taking necessary steps such as upgrading existing software/acquiring new software.
As proviso to Rule 3(1) of the Companies (Accounts) Rules, 2014 is applicable from April 1, 2023, reporting under Rule 11(g) of the Companies (Audit and Auditors) Rules, 2014 on preservation of audit trail as per the statutory requirements for record retention is not applicable for the financial year ended March 31, 2024

For JMT & Associates

Chartered Accountants

Firm Registration No. 104167W

Sd/-

Amar Bafna

(Partner)

Membership No. 048639

UDIN: 24048639BKCCQB2161

Place: Mumbai

Date: May 29, 2024

“Annexure A” to the Independent Auditors’ Report

Referred to in paragraph 1 under the heading ‘Report on Other Legal & Regulatory Requirement’ of our report of even date to the financial statements of the Company for the year ended March 31, 2024:

On the basis of such checks as we considered appropriate and according to the information and explanations given to us during the course of our audit, we report that

1) In respect of the Company’s Property Plant and Equipment:

- (a) The Company does not own any Tangible or Intangible Assets (property Plant and Equipment) and hence the clauses pertaining to maintenance of proper records showing full particulars, including quantitative details and situation of fixed assets; and physical verification are not applicable. Also the clause regarding the Title deeds in the name of company and the revaluation of any property plant and equipment is not applicable.
- (b) No proceedings have been initiated during the year nor are pending against the company for holding any benami property under the Benami Transactions (Prohibition) Act, 1988 (45 of 1988) and rules made thereunder.

2) (a) The Company did not possess inventory as on balance sheet date and hence the clause is not applicable.

(b) During the year, the company has not been sanctioned any working capital limits in excess of five crore rupees, in aggregate, from banks or financial institutions on the basis of security of current assets.

3) The Company has not provided any guarantee or security or granted any loans or advances in the nature of loans, secured or unsecured to companies, firms, Limited Liability partnerships or any other parties. Accordingly, the provisions of clause (iii) (a) to (f) of the Order with respect to above are not applicable to the Company and hence not commented upon.

(a)The Company has made investments in companies, firms, Limited Liability partnerships or any other parties as under:

Aggregate amount Investments during the year	Investments (Rs. In Lakhs)
Subsidiary	--
Joint venture	--
Associates (Company/LLP/ firm etc..)	--
Others (listed equities and Bonds)	3589.03
Balance outstanding as at balance sheet date in respect of above case.	
Subsidiary	--
Joint venture	--
Associates (Company/LLP/ firm etc..)	44.97
Others (listed equities and Bonds)	6863.37

- (b) The investments made during the year are, in our opinion prima facie not prejudicial to the company's interest;
- 4) In our opinion and according to the information and explanations given to us, the company has not granted loans, guarantees and security covered u/s 185 and 186; the investment made by the company is in compliance with the provisions of section 186 of the Companies Act, 2013.
- 5) The Company has not accepted any deposits from the public and hence the directives issued by the Reserve Bank of India and the provisions of Sections 73 to 76 or any other relevant provisions of the Act and the Companies (Acceptance of Deposit) Rules, 2015 with regard to the deposits accepted from the public are not applicable.
- 6) As informed to us, the maintenance of Cost Records has not been specified by the Central Government under sub-section (1) of Section 148 of the Act, in respect of the activities carried on by the company.
- 7) According to the information and explanations given to us, in respect of statutory dues:
- (a) According to information and explanations given to us and on the basis of our examination of the books of account, and records, the Company has been generally regular in depositing undisputed statutory dues including Goods and Service Tax, Provident Fund, Employees State Insurance, Income-Tax, Sales tax, Service Tax, Duty of Customs, Duty of Excise, Value added Tax, Cess and any other statutory dues with the appropriate authorities. According to the information and explanations given to us, no undisputed amounts payable in respect of the above were in arrears as at March 31, 2024 for a period of more than six months from the date on when they become payable.
- 8) There were no transactions relating to previously unrecorded income that were surrendered or disclosed as income in the tax assessments under the Income Tax Act, 1961 (43 of 1961) during the year.
- 9) (a) According to the information and explanations given to us, the Company has not defaulted in the repayment of loans or other borrowings or in the payment of interest thereon to any Lender.
- (b) According to the information and explanations given to us, the company is not declared willful defaulter by any bank or financial institution or other lender;
- (c) According to the information and explanations given to us, the Company has not taken any Term Loan during the Year.
- (d) According to the information and explanations given to us and in our opinion, funds raised on short term basis have not been utilised for long term purposes.
- (e) The company has not taken any funds from any entity or person on account of or to meet the obligations of its subsidiary, Associate or Joint Ventures.
- (f) The company has not raised loans during the year on the pledge of securities held in any subsidiary, Associate or Joint Venture nor has defaulted in repayment of such loans.
- 10) (a) According to the information and explanation given to us, the company has not raised moneys by way of initial public offer or further public offer including debt instruments during the year.
- (b) According to the information and explanation given to us, the company has made any preferential allotment or private placement of shares or convertible debentures (fully, partially or optionally convertible) during the year.
- 11) a) During the course of our examination of the books and records of the company, carried in accordance with auditing standard generally accepted in India, we have neither come across any instance of fraud by the company or any fraud on the Company noticed or reported during the course of our audit nor have we been informed of any such instance by the management.

- (b) No report under sub-section (12) of section 143 of the Companies Act has been filed in Form ADT-4 as prescribed under rule 13 of Companies (Audit and Auditors) Rules, 2014 with the Central Government during the year
- (c) According to the information and explanation given to us, there are no whistle-blower complaints received during the year by the company;
- 12) In our opinion, the Company is not a Nidhi Company. Therefore, the provisions of clause 3 (xii) of the Order are not applicable to the Company.
- 13) In our opinion, all transactions with the related parties are in compliance with section 177 and 188 of Companies Act, 2013 and the details have been disclosed in the Financial Statements as required by the applicable Indian Accounting Standards.
- 14) (a) According to the information and explanation given to us, the company has an internal audit system commensurate with the size and nature of its business;
- (b) We have considered the reports of the Internal Auditor for the period under audit.
- 15) Based upon the audit procedures performed and the information and explanations given by the management, the company has not entered into any non-cash transactions with directors or persons connected with him. Accordingly, the provisions of clause 3 (xv) of the Order are not applicable to the Company.
- 16) (a) In our opinion, the company is not required to be registered under section 45 IA of the Reserve Bank of India Act, 1934 and accordingly, the provisions of clause 3 (xvi) of the Order are not applicable to the Company.
- (b) The Company has not conducted any Non-Banking Financial or Housing Finance activities.
- (c) The company is not the Core Investment company.(CIC)
- (d) There are no other CIC which are part of the Group.
- 17) The company has not incurred any cash losses during the financial year and in the immediately preceding financial year.
- 18) There has been no resignation of the statutory auditors during the year.
- 19) On the basis of the financial ratios, ageing and expected dates of realization of financial assets and payment of financial liabilities, other information accompanying the financial statements and our knowledge of the Board of Directors and management plans and based on our examination of the evidence supporting the assumptions, nothing has come to our attention which causes us to believe that any material uncertainty exists as on the date of the audit report that company is not capable of meeting its liabilities existing at the date of balance sheet as and when they fall due within a period of one year from the balance sheet date. We however, state that this is not an assurance as to the future viability of the company. We further state that our reporting is based on the facts upto the date of the Audit Report and we neither give any guarantee nor an assurance that all liabilities falling due within a period of one year from the balance sheet date will get discharged by the company as and when they fall due.

- 20) The provisions of section 135 of the Companies Act 2013 and the Companies (Corporate Social Responsibility) Rules 2014 in respect of CSR activities are not applicable to the company. Accordingly reporting under clause (xx) of the order is not applicable for the year.

For JMT & Associates

Chartered Accountants

Firm Registration No. 104167W

Sd/-

Amar Bafna

(Partner)

Membership No. 048639

UDIN: 24048639BKCCQB2161

Place: Mumbai

Date: May 29, 2024

“Annexure B” to the Independent Auditor’s Report of even date on the Financial Statements of S P Capital Financing Limited

Report on the Internal Financial Controls under Clause (i) of Sub-section 3 of Section 143 of the Companies Act, 2013 (“the Act”)

We have audited the internal financial controls over financial reporting of **S P Capital Financing Limited (“the Company”)** as of March 31, 2024 in conjunction with our audit of the financial statements of the Company for the year ended on that date.

Management’s Responsibility for Internal Financial Controls

The Company’s management is responsible for establishing and maintaining internal financial controls based on the internal control over financial reporting criteria established by the Company considering the essential components of internal control stated in the Guidance Note on Audit of Internal Financial Controls over Financial Reporting issued by the Institute of Chartered Accountants of India. These responsibilities include the design, implementation and maintenance of adequate internal financial controls that were operating effectively for ensuring the orderly and efficient conduct of its business, including adherence to company’s policies, the safeguarding of its assets, the prevention and detection of frauds and errors, the accuracy and completeness of the accounting records, and the timely preparation of reliable financial information, as required under the Companies Act, 2013.

Auditors’ Responsibility

Our responsibility is to express an opinion on the Company's internal financial controls over financial reporting based on our audit. We conducted our audit in accordance with the Guidance Note on Audit of Internal Financial Controls Over Financial Reporting (the “Guidance Note”) and the Standards on Auditing, issued by ICAI and deemed to be prescribed under section 143(10) of the Companies Act, 2013, to the extent applicable to an audit of internal financial controls, both applicable to an audit of Internal Financial Controls and, both issued by the Institute of Chartered Accountants of India. Those Standards and the Guidance Note require that we comply with ethical requirements and plan and perform the audit to obtain reasonable assurance about whether adequate internal financial controls over financial reporting was established and maintained and if such controls operated effectively in all material respects.

Our audit involves performing procedures to obtain audit evidence about the adequacy of the internal financial controls system over financial reporting and their operating effectiveness. Our audit of internal financial controls over financial reporting included obtaining an understanding of internal financial controls over financial reporting, assessing the risk that a material weakness exists, and testing and evaluating the design and operating effectiveness of internal control based on the assessed risk. The procedures selected depend on the auditor’s judgment, including the assessment of the risks of material misstatement of the financial statements, whether due to fraud or error.

We believe that the audit evidence we have obtained is sufficient and appropriate to provide a basis for our audit opinion on the Company’s internal financial controls system over financial reporting.

Meaning of Internal Financial Controls Over Financial Reporting

A company's internal financial control over financial reporting is a process designed to provide reasonable assurance regarding the reliability of financial reporting and the preparation of financial statements for external purposes in accordance with generally accepted accounting principles. A company's internal financial control over financial reporting includes those policies and procedures that (1) pertain to the maintenance of records that, in reasonable detail, accurately and fairly reflect the transactions and dispositions of the assets of the company; (2) provide reasonable assurance that transactions are recorded as necessary to permit preparation of financial statements in accordance with generally accepted accounting principles, and that receipts and expenditures of the company are being made only in accordance with authorizations of management and directors of the company; and (3) provide reasonable assurance regarding prevention or timely detection of unauthorized acquisition, use, or disposition of the company's assets that could have a material effect on the financial statements.

Inherent Limitations of Internal Financial Controls over Financial Reporting

Because of the inherent limitations of internal financial controls over financial reporting, including the possibility of collusion or improper management override of controls, material misstatements due to error or fraud may occur and not be detected. Also, projections of any evaluation of the internal financial controls over financial reporting to future periods are subject to the risk that the internal financial control over financial reporting may become inadequate because of changes in conditions, or that the degree of compliance with the policies or procedures may deteriorate or for other reasons.

Opinion

In our opinion, the Company has, in all material respects, an adequate internal financial controls system over financial reporting and such internal financial controls over financial reporting were operating effectively as at March 31, 2024, based on the internal control over financial reporting criteria established by the Company considering the essential components of internal control stated in the Guidance Note on Audit of Internal Financial Controls Over Financial Reporting issued by the Institute of Chartered Accountants of India.

For JMT & Associates

Chartered Accountants
Firm Registration No. 104167W

SD/-
Amar Bafna
(Partner)
Membership No. 048639
UDIN: 24048639BKCCQB2161
Place: Mumbai
Date: May 29, 2024

S.P.CAPITAL FINANCING LIMITED				
STANDALONE BALANCE SHEET AS AT 31ST MARCH 2024				
(Rs. in Lakhs)				
	PARTICULARS	NOTE NO.	AS AT	AS AT
			31 st MARCH 2024	31 st MARCH 2023
			Rs.	Rs.
I	ASSETS			
1	Financial Assets			
	a. Cash and Cash Equivalents			
	i. Cash and Cash Equivalents	3	796.49	62.75
	ii. Bank balances other than Cash and Cash Equivalents above	4	1.53	0.04
	b. Receivables		0.00	0.00
	i. Trade Receivables			
	ii. Other Receivables			
	c. Loans & Advances	5	105.39	145.07
	d. Investments	6	6933.05	3135.72
	e. Inventories		0.00	0.00
	f. Other Financial Assets	7	0.00	0.00
	Total Financial Assets		7836.46	3343.54
2	Non-Financial Assets			
	a. Inventories		0.00	0.00
	b. Deferred Tax Assets (Net)		0.00	8.97
	c. Property, Plant and Equipment		0.00	0.00
	d. Other Non Financial Assets		0.00	0.00
	Total Non-Financial Assets		0.00	8.97
	Total Assets		7836.46	3352.51
II	EQUITY AND LIABILITIES			
1	Financial Liabilities			
	a. Payables			
	Trade Payables	9	0.00	0.00
	i. Total Outstanding dues of Mico Enterprises & Small Enterprises			
	ii. Total Outstanding dues of Creditors other than Micro Enterprises and Small Enterprises			
	b. Borrowings	8	5587.70	1426.06
	c. Other Financial Liabilities	10	16.18	14.35
	Total Financial Liabilities		5603.88	1440.41
2	Non-Financial Liabilities			
	a. Current Tax Liabilities (Net)		0.00	0.00
	b. Deferred Tax Liabilities (Net)		90.91	0.00
	c. Provisions	11	20.00	17.25
	d. Other Financial Liabilities		0.00	0.00
	Total Non-Financial Liabilities		110.91	17.25
	Total Liabilities		5714.79	1457.66
3	Equity			
	a. Equity Share Capital	12	601.22	601.22
	b. Other Equity	13	1520.45	1293.66
	Total Equity		2121.67	1894.88
	TOTAL EQUITY AND LIABILITIES		7836.46	3352.54
	As per our report of even date For JMT & ASSOCIATES CHARTERED ACCOUNTANTS FRN-104167W		For & on behalf of the Board For S P CAPITAL FINANCING LTD. CIN NO. L74140MH1983PLC029494	
	SD/- AMAR BAFNA PARTNER M.NO.048639 PLACE: MUMBAI DATE: 29th May 2024		SD/- SURESHCHAND P JAIN MANAGING DIRECTOR DIN NO:00004402	SD/- MEENA S JAIN DIRECTOR DIN NO:00004413
			SD/- SONALI BAPARDEKAR COMPANY SECRETARY & COMPLIANCE OFFICER	SD/- SANDEEP GOPALE CHIEF FINANCIAL OFFICER

S.P.CAPITAL FINANCING LIMITED				
Statement of Profit and loss for the year ended 31st March 2024				
(Rs. In Lakhs)				
	PARTICULARS	NOTE NO.	For the Year	For the Year
			Ended	Ended
			31st March 2024	31st March 2023
			Rs.	Rs.
	Income			
	i. Interest Income	14	246.30	153.74
	ii. Dividend Income		8.80	3.27
	iii. Other Operating Income		0.00	0.00
I	Total Revenue from Operation		255.10	157.02
II	Other Income	15	0.00	.05
III	Total Income		255.10	157.07
	Expenses:			
	i. Finance Cost		101.47	11.25
	ii. Employee BenefitsExpense	17	30.97	33.55
	iii. Other expenses	18	48.90	30.84
IV	Total expenses		181.34	75.64
V	Profit before exceptional and extraordinary items and tax (III - IV)		73.76	81.43
VI	Exceptional & Extraordinary Items		0.00	0.00
VII	Profit before tax (V - VI)		73.76	81.43
VIII	Tax expense:			
	(1) Current tax		20.00	17.92
	(2) Deferred tax			0.00
	(3) Tax for earlier years		- 2.61	.74
			17.39	18.66
IX	Net Profit After Tax		56.37	62.77
X	Profit/(Loss) for the period (XI+XIV)		56.37	62.77
XI	Other Comprehensive Income			
	Income reclassifiable to P&L			
	Tax thereon			
	Remesurement of the Defined Benefit Plan			
	Income not reclassifiable to P&L		208.29	- 9.67
	Tax thereon		- 35.13	2.12
	Remesurement of the Defined Benefit Plan			0.00
	Tax thereon			0.00
	Total Other Comprehensive Income		173.16	- 7.55
	Total Comprehensive Income		229.53	55.22
XII	Earnings per equity share of face value of Rs. 10 each	19	0.94	0.80
	Basic & Diluted (in Rupees)			
Other notes to Accounts & the accompanying notes are an integral part of Standalone Financial Statements				
As per our report of even date		For & on behalf of the Board		
For JMT & ASSOCIATES		For S P CAPITAL FINANCING LTD.		
CHARTERED ACCOUNTANTS		CIN NO. L74140MH1983PLC029494		
FRN - 104167W				
SD/-				
AMAR BAFNA		SD/-	SD/-	
PARTNER		SURESHCHAND P JAIN	MEENA S JAIN	
M.NO.048639		MANAGING DIRECTOR	DIRECTOR	
PLACE: MUMBAI		DIN NO:00004402	DIN NO:00004413	
DATE: 29th May 2024		SD/-	SD/-	
		SONALI BAPARDEKAR	SANDEEP GOPALE	
		COMPANY SECRETARY &	CHIEF FINANCIAL	
		COMPLIANCE OFFICER	OFFICER	

S.P.CAPITAL FINANCING LIMITED		
Standalone Statement of Cash Flow		
for the year ended 31 March 2024		
(Rs. In Lakhs)		
Particulars	For the Year Ended 31 March 2024	For the Year Ended 31 March 2023
CASH FLOW FROM OPERATING ACTIVITIES		
Profit before tax for the year	73.76	63.53
Adjustments for:		
Non Cash / Separately Considered Income/Expenses	-	-48.29
Other Adjustments	-	-
Operating profit before working capital changes	73.76	15.24
Movements in working capital:		
(Increase)/Decrease in trade and other receivables	-	-
(Increase)/decrease in Loans & Advances	39.67	1,082.44
(Increase)/decrease in Investments	-	-
(Increase)/decrease in inventories	-	-
(Increase)/decrease in other assets	-	-28.51
(Decrease)/increase in trade and other payables	-	-0.10
(Decrease)/increase in Provision	-	-
(Decrease)/increase in other liabilities	-1.83	9.63
Cash flow from / (utilized in) operating activities post working capital changes	37.84	1,062.47
Income Taxes	-	-38.62
Net cash flow from / (utilized in) in operating activities (A)	111.60	1,039.08
Cash flows from investing activities		
Payments to acquire financial assets (Investments) - Net	-3,589.03	-2,376.62
Proceeds on sale of financial assets (Investments)	-	-
Proceeds on sale of financial assets (Land)	-	-
Net cash (used in) investing activities (B)	-3,589.03	-2,376.62
Cash flows from financing activities		
Proceed From Borrowing	1,272.78	934.63
Proceed from Issue of Preference Shares	3,000.00	-
Repayment of Borrowing	-	-
Distribution of dividend	-60.12	-44.84
Net cash used in financing activities (C)	4,212.66	889.78
Cash and cash equivalents at the beginning of the year	62.79	509.54
Cash and cash equivalents at the end of the year(A+B+C)	798.02	62.79
Reconciliation of cash and cash equivalents as per the cash flow Statement		
Cash and cash equivalents	796.49	62.75
Other Balance with bank	1.53	0.04
Balance as per statement of cash flows	798.02	62.79
As per our report of even date	For & on behalf of the Board	
For JMT & ASSOCIATES	For S P CAPITAL FINANCING LTD.	
CHARTERED ACCOUNTANTS	CIN NO. L74140MH1983PLC029494	
FRN - 104167W		
SD/-	SD/-	SD/-
AMAR BAFNA	SURESHCHAND P JAIN	MEENA S JAIN
PARTNER	MANAGING DIRECTOR	DIRECTOR
M.NO.048639	DIN NO:00004402	DIN NO:00004413
PLACE: MUMBAI		
DATE: 29th May 2024		
	SD/-	SD/-
	SONALI BAPARDEKAR	SANDEEP GOPALE
	COMPANY SECRETARY	CHIEF FINANCIAL
	& COMPLIANCE	OFFICER

S.P.CAPITAL FINANCING LIMITED**Standalone statement of Change in Equity Capital****As At 31st March 2024****A Equity share capital**

(Also refer Note) (Rs. In Lakhs)

Particulars Total Equity

As on 1st April 2023 601.22

Issue of Share Capital During the quarter -

As on 31st March 2024 601.22**B Other Equity**

(also refer Note) (Rs. In Lakhs)

Particulars Surplus

	General Reserve	Surplus as per Profit and Loss	Other Comprehensive Income	Reserve Fund u/s 45 of RBI Act	Security Premium Reserve	TOTAL
Balance as at 1st April 2023	186.00	575.65	-59.06	320.97	270.10	1293.66
Profit/Loss for the year	0.00	56.37	208.29	0.00	0.00	264.66
Excess Provision for Tax	0.00	0.00	0.00	0.00	0.00	0.00
Restated Profit After tax	0.00	80.91	0.00	0.00	0.00	80.91
Total comprehensive income for the year	186.00	712.93	149.23	320.97	270.10	1639.23
Transfer to/From General Reserve	0.00	0.00	0.00	0.00	0.00	0.00
Transfer to/ From other Reserve:	0.00	0.00	0.00	0.00	-23.53	-23.53
Deferred Tax write back	0.00	0.00	-35.13	0.00	0.00	-35.13
Dividend Paid	0.00	-60.12	.00	0.00	0.00	-60.12
Balance as at 31st March 2024	186.00	652.81	114.10	320.97	246.57	1520.45

As per our report of even date attached

For JMT & ASSOCIATES**CHARTERED ACCOUNTANTS****FRN - 104167W****SD/-****AMAR BAFNA****PARTNER****M.NO.048639**

PLACE: MUMBAI

DATE: 29th May 2024

For & on behalf of the Board**For S P CAPITAL FINANCING LTD.****CIN NO. L74140MH1983PLC029494****SD/-****SURESHCHAND P JAIN****MANAGING DIRECTOR****DIN NO:00004402****SD/-****SONALI BAPARDEKAR****COMPANY SECRETARY &****COMPLIANCE OFFICER****SD/-****MEENA S JAIN****DIRECTOR****DIN NO:00004413****SD/-****SANDEEP GOPALE****CHIEF FINANCIAL****OFFICER**

S. P Capital Financing Limited
Notes to Financial Statements for the Year ended 31 March 2024

1 CORPORATE INFORMATION

S. P capital Financing Limited (the Company) having principal place of business at Registered office at The Ruby, 5SC, 5th Floor, South Wing, Level 8th, JK Sawant Marg, Dadar West, Mumbai 400028 is engaged in the business of Finance & Investment activities and in providing ancillary services related to the said business activities. The Company is NBFC holding a Certificate of Registration No. B_13.01087 from the Reserve Bank of India ("RBI"), having CIN: L74140MH1983PLC029494.

The financial statements for the year ended March 31, 2024 were authorised for issue in accordance with a resolution of the Board of Directors on May 29th, 2024.

2 SIGNIFICANT ACCOUNTING POLICIES

2.1 Basis of preparation

The financial statements of the Company have been prepared in accordance with Indian Accounting Standards (Ind AS) notified under the Companies (Indian Accounting Standards) Rules, 2015 (as amended from time to time). The financial statements have been prepared under the historical cost convention, as modified by the application of fair value measurements required or allowed by relevant Accounting Standards. Accounting policies have been consistently applied to all periods presented, unless otherwise stated.

The preparation of financial statements requires the use of certain critical accounting estimates and assumptions that affect the reported amounts of assets, liabilities, revenues and expenses and the disclosed amount of contingent liabilities. Areas involving a higher degree of judgement or complexity, or areas where assumptions are significant to the Company are discussed in Note 2.13 - Significant accounting judgements, estimates and assumptions.

The financial statements are presented in Indian Rupees (INR).

2.2 Presentation of financial statements

The financial statements of the Company are presented as per Schedule III (Division III) of the Companies Act, 2013 (the Act) applicable to NBFCs, as notified by the Ministry of Corporate Affairs (MCA). Financial assets and financial liabilities are generally reported on a gross basis except when, there is an unconditional legally enforceable right to offset the recognised amounts without being contingent on a future event and the parties intend to settle on a net basis in the following circumstances:

- i. The normal course of business.
- ii. The event of default.
- iii. The event of insolvency or bankruptcy of the Company and/or its counterparties

2.3 Statement of compliance

The financial statements have been prepared in accordance with the Indian Accounting Standards (Ind AS) on the historical cost basis except for certain financial instruments that are measured at fair values at the end of each reporting period as explained in the accounting policies below and the relevant provisions of the Act.

Accounting policies have been consistently applied except where a newly-issued accounting standard is initially adopted or a revision to an existing accounting standard requires a change in the accounting policy hitherto in use.

2.4 Financial instruments

i. Classification of financial instruments

The Company classifies its financial assets into the following measurement categories:

1. Financial assets to be measured at amortised cost.
2. Financial assets to be measured at fair value through profit or loss.

The classification depends on the contractual terms of the financial asset's cash flows and the Company's business model for managing financial assets which are explained below:

Business Model Assessment

The Company determines its business model at the level that best reflects how it manages groups of financial assets to achieve its business objective.

The Company's business model is not assessed on an instrument-by-instrument basis, but at a higher level of aggregated portfolios and is based on observable factors such as:

- How the performance of the business model and the financial assets held within that business model are evaluated and reported to the entity's key management personnel
- The risks that affect the performance of the business model (and the financial assets held within that business model) and the way those risks are managed.
- How managers of the business are compensated (for example, whether the compensation is based on the fair value of the assets managed or on the contractual cash flows collected)
- The expected frequency, value and timing of sales are also important aspects of the Company's assessment. The business model assessment is based on reasonably expected scenarios without taking 'worst case' or 'stress case' scenarios into account. If cash flows after initial recognition are realised in a way that is different from the Company's original expectations, the Company does not change the classification of the remaining financial assets held in that business model, but incorporates such information when assessing newly originated or newly purchased financial assets going forward.

The Solely Payments of Principal and Interest (SPPI) test

As a second step of its classification process the Company assesses the contractual terms of financial assets to identify whether they meet the SPPI test.

'Principal' for the purpose of this test is defined as the fair value of the financial asset at initial recognition and may change over the life of the financial asset (for example, if there are repayments of principal or amortisation of the premium/discount).

In making this assessment, the Company considers whether the contractual cash flows are consistent with a basic lending arrangement i.e. interest includes only consideration for the time value of money, credit risk, other basic lending risks and a profit margin that is consistent with a basic lending arrangement. Where the contractual terms introduce exposure to risk or volatility that are inconsistent with a basic lending arrangement, the related financial asset is classified and measured at fair value through profit or loss.

The Company classifies its financial liabilities at amortised costs unless it has designated liabilities at fair value through the profit and loss account or is required to measure liabilities at fair value through profit or loss such as derivative liabilities.

ii. Financial assets measured at amortised cost

These financial assets comprises of bank balances, receivables, investments and other financial assets.

Debt instruments

Debt instruments are measured at amortised cost where they have:

- a) contractual terms that give rise to cash flows on specified dates, that represent solely payments of principal and interest on the principal amount outstanding; and
- b) are held within a business model whose objective is achieved by holding to collect contractual cash flows.

These debt instruments are initially recognised at fair value plus directly attributable transaction costs and subsequently measured at amortised cost.

iii. Financial Instruments at fair value through profit or loss (FVTPL)

Items at fair value through profit or loss comprise:

- Investments (including equity shares) held for trading;
- debt instruments with contractual terms that do not represent solely payments of principal and interest. Financial instruments held at FVTPL are initially recognised at fair value, with transaction costs recognised in the statement of profit and loss as incurred. Subsequently, they are measured at fair value and any gains or losses are recognised in the statement of profit and loss as they arise.

iv. Debt securities and other borrowed funds

After initial measurement, debt issued, and other borrowed funds are subsequently measured at amortised cost. Amortised cost is calculated by taking into account any discount or premium on issue funds, and costs that are an integral part of the Effective Interest Rate (EIR).

v. Reclassification

If the business model under which the Company holds financial assets undergoes changes, the financial assets affected are reclassified. The classification and measurement requirements related to the new category apply prospectively from the first day of the first reporting period following the change in business model that result in reclassifying the Company's financial assets. Changes in contractual cash flows are considered under the accounting policy on Modification and derecognition of financial assets described in subsequent paragraphs.

vi. Recognition and Derecognition of financial assets and liabilities

Recognition:

- a) Loans and Advances are initially recognised when the Financial Instruments are transferred to the customers.
- b) Investments are initially recognised on the settlement date.
- c) Debt securities and borrowings are initially recognised when funds are received by the Company.
- d) Other Financial assets and liabilities are initially recognised on the trade date, i.e., the date that the Company becomes a party to the contractual provisions of the instrument. This includes regular way trades: purchases or sales of financial assets that require delivery of assets within the time frame generally established by regulation or convention in the market place.

Derecognition of financial assets due to substantial modification of terms and conditions:

The Company derecognises a financial asset, such as a loan to a customer, when the terms and conditions have been renegotiated to the extent that, substantially, it becomes a new loan, with the difference recognised as a derecognition gain or loss, to the extent that an impairment loss has not already been recorded. The newly recognised loans are classified as Stage 1 for ECL measurement purposes, unless the new loan is deemed to be Purchased or Originated as Credit Impaired (POCI).

If the modification does not result in cash flows that are substantially different, the modification does not result in derecognition. Based on the change in cash flows discounted at the original EIR, the Company records a modification gain or loss, to the extent that an impairment loss has not already been recorded.

Derecognition of financial assets other than due to substantial modification

a) Financial Assets

A financial asset (or, where applicable, a part of a financial asset or part of a group of similar financial assets) is derecognised when the rights to receive cash flows from the financial asset have expired. The Company also derecognises the financial asset if it has both transferred the financial asset and the transfer qualifies for derecognition.

The Company has transferred the financial asset if, the Company has transferred its contractual rights to receive cash flows from the financial asset.

A transfer only qualifies for derecognition if either:

- i. The Company has transferred substantially all the risks and rewards of the asset, or
- ii. The Company has neither transferred nor retained substantially all the risks and rewards of the asset, but has transferred control of the asset.

The Company considers control to be transferred if and only if, the transferee has the practical ability to sell the asset in its entirety to an unrelated third party and is able to exercise that ability unilaterally and without imposing additional restrictions on the transfer.

When the Company has neither transferred nor retained substantially all the risks and rewards and has retained control of the asset, the asset continues to be recognised only to the extent of the Company's continuing involvement, in which case, the Company also recognises an associated liability. The transferred asset and the associated liability are measured on a basis that reflects the rights and obligations that the Company has retained.

b) Financial liabilities

A financial liability is derecognised when the obligation under the liability is discharged, cancelled or expires. Where an existing financial liability is replaced by another from the same lender on substantially different terms, or the terms of an existing liability are substantially modified, such an exchange or modification is treated as a derecognition of the original liability and the recognition of a new liability. The difference between the carrying value of the original financial liability and the consideration paid is recognised in the Statement of Profit or Loss.

vii. Impairment of financial assets

Overview of the ECL principles

The Company records allowance for expected credit losses for all loans, other debt financial assets not held at FVTPL, in this section all referred to as 'financial instruments. Equity instruments are not subject to impairment under Ind AS 109.

The ECL allowance is based on the credit losses expected to arise over the life of the asset (the lifetime expected credit loss), unless there has been no significant increase in credit risk since origination, in which case, the allowance is based on the 12 months' expected credit loss.

Lifetime ECL are the expected credit losses resulting from all possible default events over the expected life of a financial instrument. The 12-month ECL is the portion of Lifetime ECL that represent the ECLs that result from default events on a financial instrument that are possible within the 12 months after the reporting date.

Both Lifetime ECLs and 12-month ECLs are calculated on either an individual basis or a collective basis, depending on the nature of the underlying portfolio of financial instruments. The Company has grouped its loan portfolio into Micro, Small and Medium Enterprises (MSMEs) and Construction Finance.

The Company has established a policy to perform an assessment, at the end of each reporting period, of whether a financial instrument's credit risk has increased significantly since initial recognition, by considering the change in the risk of default occurring over the remaining life of the financial instrument. The Company does the assessment of significant increase in credit risk at a borrower level. If a borrower has various facilities having different past due status, then the highest days past due (DPD) is considered to be applicable for all the facilities of that borrower.

Based on the above, the Company categorises its loans into Stage 1, Stage 2 and Stage 3 as described below:

Stage 1

All exposures where there has not been a significant increase in credit risk since initial recognition or that has low credit risk at the reporting date and that are not credit impaired upon origination are classified under this stage. The Company classifies all standard advances and advances up to 0-29 days default under this category. Stage 1 loans also include facilities where the credit risk has reduced and the loan has been reclassified from Stage 2.

Stage 2

All exposures where there has been a significant increase in credit risk since initial recognition but is not credit impaired are classified under this stage. Financial assets past due for 30 to 89 days are classified under this stage. Stage 2 loans also include facilities where the credit risk has reduced, and the loan has been reclassified from Stage 3.

Stage 3

All exposures assessed as credit impaired when one or more events that have a detrimental impact on the estimated future cash flows of that asset have occurred are classified in this stage. For exposures that have become credit impaired, a lifetime ECL is recognised and interest revenue is calculated by applying the effective interest rate to the amortised cost (net of provision) rather than the gross carrying amount. 90 days Past Due is considered as default for classifying a financial instrument as credit impaired. If an event (for e.g. any natural calamity) warrants a provision higher than as mandated under ECL methodology, the Company may classify the financial asset in Stage 3 accordingly.

Credit-impaired financial assets:

At each reporting date, the company assesses whether financial assets carried at amortised cost and debt financial assets carried at FVTOCI are credit-impaired. A financial asset is 'credit-impaired' when one or more events that have a detrimental impact on the estimated future cash flows of the financial asset have occurred.

Evidence that a financial asset is credit-impaired includes the following observable data:

- a) Significant financial difficulty of the borrower or issuer;
- b) A breach of contract such as a default or past due event;
- c) The restructuring of a loan or advance by the company on terms that the company would not consider otherwise;
- d) It is becoming probable that the borrower will enter bankruptcy or other financial reorganisation; or
- e) The disappearance of an active market for a security because of financial difficulties.

The mechanics of ECL:

The Company calculates ECLs based on probability-weighted scenarios to measure the expected cash shortfalls, discounted at an approximation to the EIR. A cash shortfall is the difference between the cash flows that are due to the Company in accordance with the contract and the cash flows that the Company expects to receive.

The mechanics of the ECL calculations are outlined below and the key elements are, as follows:

Probability of Default (PD) - The Probability of Default is an estimate of the likelihood of default over a given time horizon. A default may only happen at a certain time over the assessed period, if the facility has not been previously derecognised and is still in the portfolio.

Loss Given Default (LGD) - The Loss Given Default is an estimate of the loss arising in the case where a default occurs at a given time. It is based on the difference between the contractual cash flows due and those that the lender would expect to receive, including from the realisation of any collateral. It is usually expressed as a percentage of the EAD.

Exposure at Default (EAD) - The Exposure at Default is an estimate of the exposure at a future default date including the undrawn commitments.

Collateral Valuation

To mitigate its credit risks on financial assets, the Company seeks to use collateral, where possible. The collateral comes in various forms, such as the underlying asset financed, cash, securities, letters of credit/guarantees, etc. However, the fair value of collateral affects the calculation of ECLs. To the extent possible, the Company uses active market data for valuing financial assets held as collateral.

Collateral repossessed

In its normal course of business, the Company does not physically repossess properties or other assets in its retail portfolio, but engages its employees to recover funds, to settle outstanding debt. Any surplus funds are returned to the customers/obligors. As a result of this practice, assets under legal repossession processes are not recorded on the balance sheet.

viii. Write-offs

The Company reduces the gross carrying amount of a financial asset when the Company has no reasonable expectations of recovering a financial asset in its entirety or a portion thereof. This is generally the case when the Company determines that the borrower does not have assets or sources of income that could generate sufficient cash flows to repay the amounts subjected to write-offs. Any subsequent recoveries against such loans are credited to the Statement of Profit and Loss.

ix. Determination of fair value

On initial recognition, all the financial instruments are measured at fair value. For subsequent measurement, the Company measures certain categories of financial instruments (as explained in note.) at fair value on each balance sheet date.

Fair value is the price that would be received to sell an asset or paid to transfer a liability in an orderly transaction between market participants at the measurement date. The fair value measurement is based on the presumption that the transaction to sell the asset or transfer the liability takes place either:

- i. In the principal market for the asset or liability, or
- ii. In the absence of a principal market, in the most advantageous market for the asset or liability

The principal or the most advantageous market must be accessible by the Company.

The fair value of an asset or a liability is measured using the assumptions that market participants would use when pricing the asset or liability, assuming that market participants act in their economic best interest.

A fair value measurement of a non-financial asset takes into account a market participant's ability to generate economic benefits by using the asset in its highest and best use or by selling it to another market participant that would use the asset in its highest and best use.

The Company uses valuation techniques that are appropriate in the circumstances and for which sufficient data are available to measure fair value, maximising the use of relevant observable inputs and minimising the use of unobservable inputs.

In order to show how fair values have been derived, financial instruments are classified based on a hierarchy of valuation techniques, as summarised below:

Level 1 financial instruments - Those where the inputs used in the valuation are unadjusted quoted prices from active markets for identical assets or liabilities that the Company has access to at the measurement date. The Company considers markets as active only if there are sufficient trading activities with regards to the volume and liquidity of the identical assets or liabilities and when there are binding and exercisable price quotes available on the balance sheet date.

Level 2 financial instruments - Those where the inputs that are used for valuation are significant and are derived from directly or indirectly observable market data available over the entire period of the instrument's life. Such inputs include quoted prices for similar assets or liabilities in active markets, quoted prices for identical instruments in inactive markets and observable inputs other than quoted prices such as interest rates and yield curves, implied volatilities, and credit spreads. In addition, adjustments may be required for the condition or location of the asset or the extent to which it relates to items that are comparable to the valued instrument. However, if such adjustments are based on unobservable inputs which are significant to the entire measurement, the Company will classify the instruments as Level 3.

Level 3 financial instruments - Those that include one or more unobservable input that is significant to the measurement as whole.

The Company recognises transfers between levels of the fair value hierarchy at the end of the reporting period during which the change has occurred.

Difference between transaction price and fair value at initial recognition

The best evidence of the fair value of a financial instrument at initial recognition is the transaction price (i.e. the fair value of the consideration given or received) unless the fair value of that instrument is evidenced by comparison with other observable current market transactions in the same instrument (i.e. without modification or repackaging) or based on a valuation technique whose variables include only data from observable markets. When such evidence exists, the Company recognises the difference between the transaction price and the fair value in profit or loss on initial recognition (i.e. on day one).

When the transaction price of the instrument differs from the fair value at origination and the fair value is based on a valuation technique using only inputs observable in market transactions, the Company recognises the difference between the transaction price and fair value in net gain on fair value changes. In those cases where fair value is based on models for which some of the inputs are not observable, the difference between the transaction price and the fair value is not recognised at the initial recognition stage.

2.5 Revenue from operations

i. Interest Income

Interest income is recognised by applying EIR to the gross carrying amount of financial assets other than credit-impaired assets and financial assets classified as measured at FVTPL, taking into account the amount outstanding and the applicable interest rate. For credit impaired financial assets, the company applies the EIR to the amortised cost of the financial asset in subsequent reporting period.

The EIR is computed:

As the rate that exactly discounts estimated future cash payments or receipts through the expected life of the financial asset to the gross carrying amount of a financial asset.

By considering all the contractual terms of the financial instrument (for example, prepayment, extension, call and similar options) in estimating the cash flows

Including all fees paid or received between parties to the contract that are an integral part of the effective interest rate, transaction costs, and all other premiums or discounts.

Any subsequent changes in the estimation of the future cash flows is recognised in interest income with the corresponding adjustment to the carrying amount of the assets.

ii. Dividend Income

Dividend income is recognised when the right to receive the payment is established.

iii. Net gain on Fair value changes

Any differences between the fair values of financial assets classified as FVTPL held by the Company on the reporting date is recognised as an unrealised gain / loss. In cases there is a net gain in the aggregate, the same is recognised in “Net gains on fair value changes” under Revenue from operations and if there is a net loss the same is disclosed as “Net loss on fair value changes” under Expenses in the Statement of Profit and Loss.

Similarly, any realised gain or loss on sale of financial instruments measured at FVTPL is recognised in net gain/loss on fair value changes.

However, net gain/loss on derecognition of financial instruments classified as amortised cost is presented separately under the respective head in the Statement of Profit and Loss.

2.6 Expenses

i. Finance costs

Finance costs on borrowings is paid towards availing of loan, is amortised on EIR basis over the life of loan. The EIR in case of a financial liability is computed

a. As the rate that exactly discounts estimated future cash payments through the expected life of the financial liability to the gross carrying amount of the amortised cost of a financial liability.

b. By considering all the contractual terms of the financial instrument in estimating the cash flows.

c. Including all fees paid between parties to the contract that are an integral part of the effective interest rate, transaction costs, and all other premiums or discounts.

Any subsequent changes in the estimation of the future cash flows is recognised in interest expense with the corresponding adjustment to the carrying amount of the liability.

Interest expense includes issue costs that are initially recognized as part of the carrying value of the financial liability and amortized over the expected life using the effective interest method. These include fees and commissions payable to advisers and other expenses such as external legal costs, Rating Fee etc., provided these are incremental costs that are directly related to the issue of a financial liability.

ii. Retirement and other employee benefits

Short term employee benefit

All employee benefits payable wholly within twelve months of rendering the service are classified as short- term employee benefits. These benefits include short term compensated absences such as paid annual leave. The undiscounted amount of short-term employee benefits expected to be paid in exchange for the services rendered by employees is recognised as an expense during the period. Benefits such as salaries and the expected cost of the bonus/ex-gratia are recognised in the period in which the employee renders the related service.

Post-employment employee benefits

a) Defined contribution schemes

All the eligible employees of the Company who have opted to receive benefits under the Provident Fund and Employees State Insurance scheme, defined contribution plans in which both the employee and the Company contribute monthly at a stipulated rate. The Company has no liability for future benefits other than its annual contribution and recognises such contributions as an expense in the period in which employee renders the related service. If the contribution payable to the scheme for service received before the Balance Sheet date exceeds the contribution already paid, the deficit payable to the scheme is recognised as a liability after deducting the contribution already paid. If the contribution already paid exceeds the contribution due for services received before the Balance Sheet date, then excess is recognised as an asset to the extent that the pre-payment will lead to, for example, a reduction in future payment or a cash refund.

b) Defined Benefit schemes

The Company provides for the gratuity, a defined benefit retirement plan covering all employees. The plan provides for lump sum payments to employees upon death while in employment or on separation from employment after serving for the stipulated years mentioned under 'The Payment of Gratuity Act, 1972'. The present value of the obligation under such defined benefit plan is determined based on actuarial valuation, carried out by an independent actuary at each Balance Sheet date, using the Projected Unit Credit Method, which recognizes each period of service as giving rise to an additional unit of employee benefit entitlement and measures each unit separately to build up the final obligation.

The obligation is measured at the present value of the estimated future cash flows. The discount rates used for determining the present value of the obligation under defined benefit plan are based on the market yields on Government Securities as at the Balance Sheet date.

Net interest recognized in profit or loss is calculated by applying the discount rate used to measure the defined benefit obligation to the net defined benefit liability or asset. The actual return on the plan assets above or below the discount rate is recognized as part of re-measurement of net defined liability or asset through other comprehensive income. An actuarial valuation involves making various assumptions that may differ from actual developments in the future. These include the determination of the discount rate, attrition rate, future salary increases and mortality rates. Due to the complexities

involved in the valuation and its long-term nature, these liabilities are highly sensitive to changes in these assumptions. All assumptions are reviewed at each reporting date.

Re-measurement, comprising of actuarial gains and losses and the return on plan assets (excluding amounts included in net interest on the net defined benefit liability), are recognized immediately in the balance sheet with a corresponding debit or credit to retained earnings through OCI in the period in which they occur. Re-measurements are not reclassified to profit and loss in subsequent periods.

Other long-term employee benefits

Company's liabilities towards compensated absences to employees are accrued on the basis of valuations, as at the Balance Sheet date, carried out by an independent actuary using Projected Unit Credit Method. Actuarial gains and losses comprise experience adjustments and the effects of changes in actuarial assumptions and are recognised immediately in the Statement of Profit and Loss.

The Company presents the Provision for compensated absences under provisions in the Balance Sheet.

iii Rent Expense

Identification of Lease:

The determination of whether an arrangement is a lease, or contains a lease, is based on the substance of the arrangement and requires an assessment of whether the fulfilment of the arrangement is dependent on the use of a specific asset or assets or whether the arrangement conveys a right to use the asset.

Recognition of lease payments:

A right-of-use asset representing the right to use the underlying asset and a lease liability representing the obligation to make lease payments is recognized for all leases over 1 year on initial recognition basis. Discounted committed & expected future cash flows and depreciation on the asset portion on straight-line basis & interest on liability portion (net of lease payments) on EIR basis is recognized over the expected lease term. No right-of-use asset is created for short term leases (i.e. lease term less than 1 year) and leases of low value items.

iv Other income and expenses

All Other income and expense are recognized on accrual basis in the period they occur.

v Impairment of non-financial assets

The carrying amount of assets is reviewed at each balance sheet date if there is any indication of impairment based on internal/external factors. An impairment loss is recognized wherever the carrying amount of an asset exceeds its recoverable amount. The recoverable amount is the greater of the assets, net selling price and value in use. In assessing value in use, the estimated future cash flows are discounted to their present value using a pre-tax discount rate that reflects current market assessments of the time value of money and risks specific to the asset.

In determining net selling price, recent market transactions are taken into account, if available. If no such transactions can be identified, an appropriate valuation model is used. After impairment, depreciation is provided on the revised carrying amount of the asset over its remaining useful life.

vi Taxes

Current Tax

Current tax assets and liabilities for the current and prior years are measured at the amount expected to be recovered from, or paid to, the taxation authorities. The tax rates and tax laws used to compute the amount are those that are enacted, or substantively enacted, by the reporting date in the countries where the Company operates and generates taxable income.

Current income tax relating to items recognised outside profit or loss is recognised outside profit or loss (either in other comprehensive income or in equity). Current tax items are recognised in correlation to the underlying transaction either in OCI or directly in equity. Management periodically evaluates positions taken in the tax returns with respect to situations in which applicable tax regulations are subject to interpretation and establishes provisions where appropriate.

Deferred tax

Deferred tax assets and liabilities are recognised for temporary differences arising between the tax bases of assets and liabilities and their carrying amounts. Deferred income tax is determined using tax rates (and laws) that have been enacted or substantively enacted by the reporting date and are expected to apply when the related deferred income tax asset is realised or the deferred income tax liability is settled.

Deferred tax assets are only recognised for temporary differences, unused tax losses and unused tax credits if it is probable that future taxable amounts will arise to utilise those temporary differences and losses. Deferred tax assets are reviewed at each reporting date and are reduced to the extent that it is no longer probable that the related tax benefit will be realised.

Deferred tax assets and liabilities are offset where there is a legally enforceable right to offset current tax assets and liabilities and they relate to income taxes levied by the same tax authority on the same taxable entity.

Indirect Taxes

Goods and services tax /service tax/value added taxes paid on acquisition of assets or on incurring expenses.

Expenses and assets are recognised net of the goods and services tax/service tax/value added taxes paid, except:

- i. When the tax incurred on a purchase of assets or services is not recoverable from the taxation authority, in which case, the tax paid is recognised as part of the cost of acquisition of the asset or as part of the expense item, as applicable.
- ii. When receivables and payables are stated with the amount of tax included

The net amount of tax recoverable from, or payable to, the taxation authority is included as part of receivables or payables in the balance sheet.

2.7 Cash and cash equivalents

Cash and cash equivalents comprise the net amount of short-term, highly liquid investments that are readily convertible to known amounts of cash (short-term deposits with an original maturity of three months or less) and are subject to an insignificant risk of change in value. They are held for the purposes of meeting short-term cash commitments (rather than for investment or other purposes).

For the purpose of the statement of cash flows, cash and cash equivalents consist of cash and short-term deposits, as defined above.

2.8 Property, plant and equipment

Property, plant and equipment (PPE) are measured at cost less accumulated depreciation and accumulated impairment, (if any). The total cost of assets comprises its purchase price, freight, duties, taxes and any other incidental expenses directly attributable to bringing the asset to the location and condition necessary for it to be capable of operating in the manner intended by the management. Changes in the expected useful life are accounted for by changing the amortisation period or methodology, as appropriate, and treated as changes in accounting estimates.

Subsequent expenditure related to an item of tangible asset are added to its gross value only if it increases the future benefits of the existing asset, beyond its previously assessed standards of performance and cost can be measured reliably. Other repairs and maintenance costs are expensed off as and when incurred.

Depreciation

"Depreciation is calculated using the straight line method to write down the cost of property and equipment to their residual values over their estimated useful lives which is in line with the estimated useful life as specified in Schedule II of the Act, except the useful life of plant and machinery, life of which is estimated for the period of 5 years (as per contractual terms). The estimated useful lives are as prescribed by Schedule II of the Act. The residual values, useful lives and methods of depreciation of property, plant and equipment are reviewed at each financial year end and adjusted prospectively, if appropriate.

Property plant and equipment is derecognised on disposal or when no future economic benefits are expected from its use. Any gain or loss arising on derecognition of the asset (calculated as the difference between the net disposal proceeds and the carrying amount of the asset) is recognised in other income / expense in the statement of profit and loss in the year the asset is derecognised. The date of disposal of an item of property, plant and equipment is the date the recipient obtains control of that item in accordance with the requirements for determining when a performance obligation is satisfied in Ind AS 115."

2.9 Intangible assets

An intangible asset is recognised only when its cost can be measured reliably, and it is probable that the expected future economic benefits that are attributable to it will flow to the Company.

Intangible assets acquired separately are measured on initial recognition at cost. The cost of an intangible asset comprises its purchase price and any directly attributable expenditure on making the asset ready for its intended use and net of any trade discounts and rebates. Following initial recognition, intangible assets are carried at cost less any accumulated amortisation and any accumulated impairment losses.

The useful lives of intangible assets are assessed to be either finite or infinite. Intangible assets with finite lives are amortised over the useful economic life. The amortisation period and the amortisation method for an intangible asset with a finite useful life are reviewed at least at each financial year-end. Changes in the expected useful life, or the expected pattern of consumption of future economic benefits embodied in the asset, are accounted for by changing the amortisation period or methodology, as appropriate, which are then treated as changes in accounting estimates. The amortisation expense on intangible assets with finite lives is presented as a separate line item in the statement of profit and loss. Amortisation on assets acquired/sold during the year is recognised on a pro-rata basis to the Statement of Profit and Loss from / upto the date of acquisition/sale.

Amortisation is calculated using the straight-line method to write down the cost of intangible assets to their residual values over their estimated useful lives. Intangible assets comprising of software are amortised on a straight-line basis over a period of 3 years, unless it has a shorter useful life.

Gains or losses from derecognition of intangible assets are measured as the difference between the net disposal proceeds and the carrying amount of the asset are recognised in the Statement of Profit and Loss when the asset is derecognised.

2.10 Provisions

Provisions are recognised when the enterprise has a present obligation (legal or constructive) as a result of past events, and it is probable that an outflow of resources embodying economic benefits will be required to settle the obligation, and a reliable estimate can be made of the amount of the obligation.

When the effect of the time value of money is material, the enterprise determines the level of provision by discounting the expected cash flows at a pre-tax rate reflecting the current rates specific to the liability. The expense relating to any provision is presented in the Statement of Profit and Loss net of any reimbursement.

2.11 Contingent Liabilities

A contingent liability is a possible obligation that arises from past events whose existence will be confirmed by the occurrence or non-occurrence of one or more uncertain future events beyond the control of the Company or a present obligation that is not recognized because it is not probable that an outflow of resources will be required to settle the obligation. A contingent liability also arises in extremely rare cases where there is a liability that cannot be recognized because it cannot be measured reliably. The Company does not recognize a contingent liability but discloses its existence in the financial statements.

2.12 Earnings Per Share

The Company reports basic and diluted earnings per share in accordance with Ind AS 33 on Earnings per share. Basic EPS is calculated by dividing the net profit or loss for the year attributable to equity shareholders (after deducting preference dividend and attributable taxes) by the weighted average number of equity shares outstanding during the year.

For the purpose of calculating diluted earnings per share, the net profit or loss for the year attributable to equity shareholders and the weighted average number of shares outstanding during the year are adjusted for the effects of all dilutive potential equity shares. Dilutive potential equity shares are deemed converted as of the beginning of the period, unless they have been issued at a later date. In

computing the dilutive earnings per share, only potential equity shares that are dilutive and that either reduces the earnings per share or increases loss per share are included.

2.13 Significant accounting judgements, estimates and assumptions

The preparation of financial statements in conformity with the Ind AS requires the management to make judgments, estimates and assumptions that affect the reported amounts of revenues, expenses, assets and liabilities and the accompanying disclosure and the disclosure of contingent liabilities, at the end of the reporting period. Estimates and underlying assumptions are reviewed on an ongoing basis. Revisions to accounting estimates are recognised in the period in which the estimates are revised and future periods are affected. Although these estimates are based on the management's best knowledge of current events and actions, uncertainty about these assumptions and estimates could result in the outcomes requiring a material adjustment to the carrying amounts of assets or liabilities in future periods.

In particular, information about significant areas of estimation, uncertainty and critical judgments in applying accounting policies that have the most significant effect on the amounts recognized in the financial statements is included in the following notes:

i. Useful lives of depreciable assets

Management reviews its estimate of the useful lives of depreciable assets at each reporting date, based on the expected utility of the assets. Uncertainties in these estimates relate to technological obsolescence that may change the utility of certain software and IT equipment.

ii. Lease term of right-to-use assets

Management reviews its estimate of the lease term of right-to-use assets at each reporting date, based on the expected utility of the leased property. Uncertainties in this estimate relate to business obsolescence/discontinuance that may change the lease term for certain right-to-use assets.

iii. Impairment of non-financial assets

Impairment exists when the carrying value of an asset or cash generating unit exceeds its recoverable amount, which is the higher of its fair value less costs of disposal and its value in use. The fair value less costs of disposal calculation is based on available data from binding sales transactions, conducted at arm's length, for similar assets or observable market prices less incremental costs for disposing of the asset. The value in use calculation is based on a DCF model. The cash flows are derived from the budget for the next five years and do not include restructuring activities that the Company is not yet committed to or significant future investments that will enhance the asset's performance of the CGU being tested. The recoverable amount is sensitive to the discount rate used for the DCF model as well as the expected future cash-inflows and the growth rate used for extrapolation purposes.

iv. Defined employee benefit assets and liabilities

The cost of the defined benefit gratuity plan and the present value of the gratuity obligation are determined using actuarial valuations. An actuarial valuation involves making various assumptions that may differ from actual developments in the future. These include the determination of the discount rate; future salary increases and mortality rates. Due to the complexities involved in the valuation and its long-term nature, a defined benefit obligation is highly sensitive to changes in these assumptions. All assumptions are reviewed at each reporting date.

v. Impairment of loans portfolio

The measurement of impairment losses across all categories of financial assets requires judgement, in particular, the estimation of the amount and timing of future cash flows and collateral values when determining impairment losses and the assessment of a significant increase in credit risk. These estimates are driven by a number of factors, changes in which can result in different levels of allowances.

It has been the Company's policy to regularly review its models in the context of actual loss experience and adjust as and when necessary.

vi. Effective Interest Rate (EIR) method

The Company's EIR methodology, recognises interest income / expense using a rate of return that represents the best estimate of a constant rate of return over the expected behavioural life of loans given / taken and recognises the effect of potentially different interest rates at various stages and other characteristics of the product life cycle (including prepayments and penalty interest and charges).

This estimation, by nature, requires an element of judgement regarding the expected behaviour and life-cycle of the instruments, as well expected changes to Company's base rate and other fee income/expense that are integral parts of the instrument.

2.14 Operating Cycle

Based on the nature of products/activities of the company and the normal time between acquisition of assets and their realisation in cash or cash equivalents, the company has determined its operating cycle as 12 months.

2.15 Recent pronouncements

Ministry of Corporate Affairs ("MCA") notifies new standards or amendments to the existing standards under Companies (Indian Accounting Standards) Rules as issued from time to time. For the year ended March 31, 2024, MCA has not notified any new standards or amendments to the existing standards applicable to the Company.

S.P.CAPITAL FINANCING LIMITED**Notes on financial statement as on and for year ended 31st March 2024****NOTE 03:- Cash and Cash equivalents**

	(Rs. in Lakhs)	
Particulars	31ST MARCH 2024	31ST MARCH 2023
	Rs.	Rs.
<u>Balances with banks</u>		
In Current accounts	792.66	60.38
Cash in hand	3.83	2.37
Total	796.49	62.75

NOTE 04:- Bank balances other than Cash and Cash Equivalents above

	(Rs. Lakhs)	
Particulars	31ST MARCH 2024	31ST MARCH 2023
	Rs.	Rs.
<u>Other Bank Balances</u>		
Unpaid Dividend Accounts	1.53	.04
		0.00
Total	1.53	.04

NOTE 5:- LOANS AND ADVANCES

	(Rs. in Lakhs)	
Particulars	31ST MARCH 2024	31ST MARCH 2023
	Rs.	Rs.
<u>Un-secured considered good</u>		
Loan & Advances to related party	0.00	101.84
Interest Receivable on Bonds / Others	72.26	25.40
TDS and Advance tax	33.13	17.80
Loan to employee	0.00	.02
Total	105.39	145.07

*Refer Groupings Sub Note No. 2

S.P.CAPITAL FINANCING LIMITED**Notes on financial statement as on and for year ended 31st March 2024****NOTE 06:- Other Financial Assets-INVESTMENT**

Particulars	(Rs. in Lakhs)	
	31ST MARCH 2024 Rs.	31ST MARCH 2023 Rs.
QUOTED -INVESTMENT (AT FVTPL)		
Investment in Listed Share	1662.49	271.06
Investment in Listed Bond	3499.48	2116.71
Investment in Listed Mutual Fund	1701.40	646.61
UNQUOTED -INVESTMENT (AT COST)		
Pride Hotels Ltd	24.71	24.71
Pride Orchades Ltd	44.97	44.97
Total	6933.05	3104.05

NOTE 07:- Other Financial Assets

Particulars	(Rs. in Lakhs)	
	31ST MARCH 2024 Rs.	31ST MARCH 2023 Rs.
Interest Receivable on Bonds / Others	0.00	30.57
Income receivable on Mutual Fund	0.00	1.10
Total	0.00	31.67

NOTE 08:- Borrowings

Particulars	(Rs. in Lakhs)	
	31ST MARCH 2024 Rs.	31ST MARCH 2023 Rs.
Unsecured Loan from Related Parties	2531.53	1319.14
Unsecured Loan from Others	56.16	106.92
5% Preference Share Capital	3000.00	
Total	5587.70	1426.06

*Refer Groupings Sub Note No. 3

NOTE 9:- Trade Payable

Particulars	(Rs. in Lakhs)	
	31ST MARCH 2024 Rs.	31ST MARCH 2023 Rs.
Trade Payable	0.00	0.00
Total	0.00	0.00

NOTE 10:- Other Financial Liabilities

Particulars	(Rs. in Lakhs)	
	31ST MARCH 2024 Rs.	31ST MARCH 2023 Rs.
Unclaimed Dividend	1.53	0.00
Audit Fees Payable	1.96	1.78
TDS Payable	1.58	5.03
Other Liabilities	.68	0.00
Gratuity Payable	8.20	5.57
Salary payable	2.24	1.96
Total	16.18	14.35

NOTE 11:- SHORT TERM PROVISIONS

Particulars	(Rs. In Lakhs)	
	31ST MARCH 2024 Rs.	31ST MARCH 2023 Rs.
Provision For Income Tax	20.00	17.25
Gratuity Payable	7.50	5.57
Total	20.00	17.25

S.P.CAPITAL FINANCING LIMITED

Notes on financial statement as on and for the year ended 31st March 2024

NOTE 12:-EQUITY SHARE CAPITAL

Particulars	As at 31 Mar 2024		As at 31 March 2023	
	Number	Rs. in Lakhs	Number	Rs. in Lakhs
Authorised				
Equity Shares of ` 10/- each	1,21,00,000	1210.00	1,21,00,000	1210.00
Issued, Subscribed & Paidup				
Equity Shares of ` 10/- each	6,01,22,000	601.22	6,01,22,000	601.22
Total	6,01,22,000	601.22	6,01,22,000	601.22

Note 12.1 There are no items for reconciliation of the number of shares outstanding at the beginning and at the end of the reporting period.

Note 12.2 Terms/Rights Attached to Shares

The company has only one class of equity shares having a par value of Rs. 10/- per share. Each holder of equity shares is entitled to one vote per share. The company declares and pays dividends to the holders of equity shares in Indian rupees. The dividend proposed by Board of Directors is subject to the approval of the shareholders in the ensuing Annual General Meeting.

Note 12.3 The details of shareholder holding more than 5% shares as at March 31, 2024 is set out below:

Name of Shareholder	As at 31 Mar 2024		As at 31 March 2023	
	No. of Shares held	% of Holding	No. of Shares held	% of Holding
Class of Shares: Equity Shares				
Sureshchand Jain	11,50,200	19.13	11,50,200	19.13
Sureshchand Jain	7,29,900	12.14	7,29,900	12.14
S.P.Capital Consultants Pvt Ltd	4,62,400	7.69	4,62,400	7.69
A.S.P.Enterprises Pvt Ltd	4,33,800	7.22	4,33,800	7.22
Pride Hotels Ltd	3,27,700	5.45	3,27,700	5.45

Note 12.4 There are no Bonus Shares /Buyback/Shares for consideration other than cash issued during past five years.

S.P.CAPITAL FINANCING LIMITED			
Notes on financial statement as on and for the year ended 31st March 2024			
NOTE 13:- Other Equity			
		(Rs. in Lakhs)	
Particulars	31 ST MARCH 2024 Rs.	31 ST MARCH 2023 Rs.	
A) General Reserves			
Opening Balance	186.00	186.00	
Add: Transferred From Surplus	0.00	0.00	
Total	<u>186.00</u>	<u>186.00</u>	
B) Securities Premium Reserve			
Opening Balance	246.57	270.10	
Total	<u>246.57</u>	<u>270.10</u>	
C) Other Reserves			
Reserves Fund U/S.45 of RBI Act			
Opening Balance	320.97	311.36	
Add: Transferred From Surplus	0.00	9.62	
Total	<u>320.97</u>	<u>320.97</u>	
D) Other Comprehensive Income			
Opening Balance	- 59.06	- 10.77	
Add: Capital gain realised transferred to surplus in Profit & Loss	80.91	0.00	
Add: Transfer during the year	208.29	0.00	
Deffered Tax thereon	- 35.13	- 48.29	
	195.01	0.00	
Total	<u>195.01</u>	<u>- 59.06</u>	
E) Surplus in Profit & loss a/c			
Surplus - Opening balance	575.65	582.03	
Add: Net Profit after tax transferred	56.37	48.08	
Add: Fair Value Gain (Restated)(Post Tax)	0.00	0.00	
Amount available for appropriation	<u>632.02</u>	<u>630.11</u>	
Less Appropriations:	0.00	0.00	
Dividend Paid	60.12	41.03	
Deferred Tax written back	0.00	0.00	
Income Tax	0.00	0.00	
Dividend Tax	0.00	3.81	
Amount transferred to General reserves	0.00	0.00	
Amount transferred to Reserves Fund U/S.45 of RBI Act	0.00	9.62	
Surplus - Closing Balance	<u>571.89</u>	<u>575.65</u>	
Total (A+B+C+D+E)	<u>1520.45</u>	<u>1293.66</u>	
Description of Nature and purpose of other equity:			
General Reserve:			
General Reserve is used from time to time to tranfer profits from retained earnings for appropriation purposes.			
Security Premium Reserve:			
Security premium Reserve is the additional amount charged on the face value of share when the shares are issued,redeemed or forfeited.			

S.P.CAPITAL FINANCING LIMITED			
Notes on financial statement as on and for year ended 31st March 2024			
NOTE 14:- INTEREST INCOME			
			(Rs. in Lakhs)
Particulars	For the year ended 31ST MARCH 2024	For the year ended 31ST MARCH 2023	
	Rs.	Rs.	
Interest Income (Gross)	246.30	153.46	
Interest on Income Tax Refund		.28	
Total	246.30	153.74	
NOTE 15:- OTHER INCOME			
			(Rs. in Lakhs)
Particulars	For the year ended 31ST MARCH 2024	For the year ended 31ST MARCH 2023	
	Rs.	Rs.	
Other Income			
Sale of Immovable Property	0.00	0.00	
Net gain/(loss) on sale of Investments	0.00	.05	
Total	0.00	.05	
NOTE 16:- COST OF SECURITIES SOLD			
			(Rs. in Lakhs)
Particulars	For the year ended 31ST MARCH 2024	For the year ended 31ST MARCH 2023	
	Rs.	Rs.	
Opening Stock	0.00	0.00	
Add: Purchases			
Less: Closing Stock	0.00	0.00	
Total	0.00	0.00	
NOTE 17:- EMPLOYEES BENEFIT EXPENSES			
			(Rs. in Lakhs)
Particulars	For the year ended 31ST MARCH 2024	For the year ended 31ST MARCH 2023	
	Rs.	Rs.	
Salaries	26.29	23.65	
Bonus	.92	1.22	
Gratuity	1.93	4.91	
Staff Welfare expenses	1.83	3.78	
Total	30.97	33.55	

S.P.CAPITAL FINANCING LIMITED			
Notes on financial statement as on and for year ended 31st March 2024			
NOTE 18:- OTHER EXPENSES			
			(Rs. in Lakhs)
Particulars	For the year ended 31ST MARCH 2024	For the year ended 31ST MARCH 2023	
	Rs.	Rs.	
Advertisement Expenses	2.02	1.80	
Bank charges	.00	.06	
Books & Periodicals Exp	1.35	.68	
Conveyance Expenses	5.91	5.25	
Share / Bonds Expenses	.50	.56	
Directors Sitting Fees	1.10	.40	
Interest & Late Filling Fees on GTS / TDS	.02	.03	
Listing & Other Expenses	5.10	4.76	
Miscellaneous Exp	.14	.44	
Office Expenses	3.94	2.63	
Payment to Auditors	.83	.60	
Postage Courier & Stamp	1.93	.85	
Printing & Stationery Expenses	2.95	1.95	
Legal & Professional fees	2.14	1.54	
Rent Rates & Taxes	15.05	4.13	
Repairs & Maintenance	2.47	3.27	
Sundry Expenses	2.93	1.89	
Telephone Expenses	.51	.01	
Total	48.90	30.84	
Note:19 Earning Per Share			
			(Rs. in Lakhs)
Particulars	For the year ended 31ST MARCH 2024	For the year ended 31ST MARCH 2023	
	Rs.	Rs.	
Profit After Tax	56.37	48.08	
No. of Equity Shares	60.12	60.12	
EPS (basic & Diluted)	0.94	0.80	
Note:20 PAYMENT TO AUDITORS			
			(Rs. In Lakhs)
Particulars	For the year ended 31ST MAR 2024	For the year ended 31ST MARCH 2023	
	Rs.	Rs.	
For Audit Fees	.50	.50	
For Limited Review Fees	.10	.10	
Out of Pocket Expenses	.13	.00	
Total	.73	.60	
Note:21 Previous Year Figures:			
Previous Year Figures are Re-Grouped and Re-arranged wherever necessary to confirm the current year's classifications.			

Note:22	Employee benefits			
	Defined benefit plan			
	1 Remeasurements for the year (Actuarial(gain)/loss)			
	For the period	31ST MARCH 2024	31ST MARCH 2023	
	Experience(Gain)/Loss on plan liabilities	- .44	- .19	
	Demographic(Gain)/Loss on plan liabilities	-	-	
	Financial (Gain)/Loss on plan liabilities	.10	- .18	
	Experience(Gain)/Loss on plan liabilities	-	-	
	Financial (Gain)/Loss on plan liabilities	-	-	
	2 Amounts recognised in statement of other comprehensive income(OCI)			
	For the period	31ST MARCH 2024	31ST MARCH 2023	
	Opening amount recognised in OCI outside profit and loss account	0.00	-0.36	
	Remeasurement of the year-obligation(Gain)/Loss	-0.33	-0.36	
	Remeasurement of the year-plan asset(Gain)/Loss	0.00	0.00	
	Total Remeasurement Cost(Credit) for the year recognised in OCI	-0.33	-0.36	
	Closing amount recognised in OCI outside profit and loss amount	-0.33	-0.36	
	3 Table showing changes in present value of obligations:			
	For the period	31ST MARCH 2024	31ST MARCH 2023	
	Present value of obligations as at the beginning of the period	5.57	5.22	
	Acquisition adjustment	0.00		
	Transfer in/(out)	0.00		
	Interest Expense	0.42	0.37	
	Past service cost	0.00		
	Current service cost	0.86	0.35	
	Curtailment Cost/(Credit)	0.00		
	Settlement Cost/(Credit)	0.00		
	Benefits paid	0.00		
	Remeasurements on obligation-(Gain)/Loss	-0.33	-0.36	
	Present value of obligations as at the end of the period	6.51	5.57	
	4 Impact of change in discount rate when base assumption is decreased by 100 basis points			
	Discount rate 2024	31ST MARCH 2024	Discount rate 2023	31ST MARCH 2023
	6.20%	6.87	6.50%	5.93
	8.20%	6.18	8.50%	5.24
	5 Impact of change in salary increase rate when base assumption is decreased/increased by 100 basis point			
	Salary increment rate 2024	31ST MARCH 2024	Salary increment rate 2023	31ST MARCH 2023
	7.00%	6.24	7.00%	5.29
	9.00%	6.80	9.00%	5.87
	6 Impact of change in withdrawal rate when base assumption is decreased /increased by 100 basis point			
	Withdrawal rate 2024	31ST MARCH 2024	Withdrawal rate 2023	31ST MARCH 2023
	3.00%	6.52	3.00%	5.58
	5.00%	6.50	5.00%	5.57

Note:23 Capital management

The Company manages its capital so as to safeguard its ability to continue as a going concern and to optimize returns to shareholders. The capital structure of the Company is based on management's judgement of its strategic and day-to-day needs with a focus on total equity so as to maintain investor, customer, creditors and market confidence.

The management and the Board of Directors monitor the return on capital as well as the level of dividends to shareholders.

The Company may take appropriate steps in order to maintain, or if necessary, adjust, its capital structure.

(Rs. in Lakhs)

Particulars	As at 31st March, 2024		As at 31st March, 2023
Short term debt	5587.70		1426.06
Total	-		-
Equity	2121.67		1894.88
Total debt to equity	2.6		0.75

Note:24 Fair Value Disclosures

- **Level 1:** Quoted prices (unadjusted) in active market for identical assets or liabilities.
- **Level 2:** Inputs other than quoted price included within level 1 that are observable for the asset or liability, either directly (i.e. as prices) or indirectly (i.e. derived from prices).
- The fair value of financial instruments that are not traded in an active market is determined using market approach and valuation techniques which maximize the use of observable market data and rely as little as possible on entity-specific estimates. If significant inputs required to fair value an instrument are observable, the instrument is included in Level 2.
- **Level 3:** Inputs for the assets or liabilities that are not based on observable market data (unobservable inputs).

If one or more of the significant inputs is not based on observable market data, the fair value is determined using generally accepted pricing models based on a discounted cash flow analysis, with the most significant inputs being the discount rate that reflects the credit risk of counterparty.

The fair value of trade payables and other Current financial assets and liabilities is considered to be equal to the carrying amounts of these items due to their short-term nature.

Note: 25 Additional regulatory information required by Schedule III**(i) Compliance with number of layers of companies**

The company has complied with the number of layers prescribed under the Companies Act, 2013.

(ii) Compliance with approved scheme(s) of arrangements

The company has not entered into any scheme of arrangement which has an accounting impact on current or previous financial year.

(iii) Utilisation of borrowed funds and share premium

The company has not advanced or loaned or invested funds to any other person(s) or entity(ies), including foreign entities (Intermediaries) with the understanding that the Intermediary shall:

- directly or indirectly lend or invest in other persons or entities identified in any manner whatsoever by or on behalf of the company (Ultimate Beneficiaries) or
- provide any guarantee, security or the like to or on behalf of the ultimate beneficiaries

(iv) Undisclosed Income

There is no income surrendered or disclosed as income during the current or previous year in the tax assessments under the Income Tax Act, 1961, that has not been recorded in the books of account.

(v) Details of crypto currency or virtual currency

The company has not traded or invested in crypto currency or virtual currency during the current or previous year.

(vi) Registration of charges or satisfaction with Registrar of Companies

There are no charges or satisfaction which are yet to be registered with the Registrar of Companies beyond the statutory period.

Note:26 Maturity analysis of assets and liabilities						
						(Rs. in Lakhs)
The table below shows an analysis of assets and liabilities analysed according to when they are expected to be recovered or settled.						
Particulars	As at 31 March, 2024			As at 31 March, 2023		
	Within 12 months	After 12 months	Total	Within 12 months	After 12 months	Total
Financial Assets						
Cash & Cash Equivalents	796.49	0.00	796.49	62.75	0.00	62.75
Bank Balances other than above	1.53	0.00	1.53	.04	0.00	0.04
Trade Receivables	0.00	0.00	0.00	0.00	0.00	0.00
Loans	105.39	0.00	105.39	145.07	0.00	145.07
Investments	6933.05	0.00	6933.05	3135.72	0.00	3135.72
Inventories	0.00	0.00	0.00	0.00	0.00	0.00
Other Financial Assets	0.00	0.00	0.00	0.00	0.00	0.00
	7836.46	0.00	7836.46	3343.58	0.00	3343.58
Financial Liabilities						
Payables	0.00	0.00	0.00	0.10	0.00	0.10
Borrowings	5587.70	0.00	5587.70	1426.06	0.00	1426.06
Other Financial Liabilities	16.18	0.00	16.18	14.35	0.00	14.35
	5603.88	0.00	5603.88	1440.52	0.00	1440.52
Net Position	2232.58	0.00	2232.58	1903.06	0.00	1903.06

Note: Information on the maturity pattern is based on the reasonable assumptions made by the management.

Note:27 Capital Management

The primary objectives of the Company's capital management policy are to ensure that the Company complies with externally imposed capital requirements and maintains strong credit ratings and healthy capital ratios in order to support its business and to maximise shareholders value.

The Company manages its capital structure and makes adjustments to it according to changes in economic conditions and the risk characteristics of its activities. Capital Management Policy, objectives and processes are under constant review by the Board.

The Company's objectives when managing capital are to safeguard the Company's ability to continue as a going concern in order to provide maximum returns for shareholders and benefits for other stakeholders and to maintain an optimal capital structure to reduce the cost of capital. The primary objective of the Company's Capital Management is to maximise shareholder value. The Company manages its capital structure and makes adjustments in the light of changes in economic environment and the requirements of the financial covenants.

For the purposes of the Company's capital management, capital includes issued capital, securities premium, and all other equity reserves attributable to the equity holders.

To maintain or adjust the capital structure, the Company may adjust the dividend payment to shareholders, return capital to shareholders or issue new shares. The Company monitors capital using a gearing ratio, which is net debt divided by total capital plus net debt. The Company includes within net debt, other non-current financial liabilities, other non current liabilities, other current financial liabilities, other current liabilities, trade payables less cash and cash equivalents.

Particulars	(Rs. in Lakhs)	
	As at 31 March, 2024	As at 31 March, 2023
Borrowings	5587.70	1426.06
Less :- Cash and Cash Equivalents	796.49	62.75
Net debt	4791.21	1363.31
Equity	2121.67	1894.88
Equity	2121.67	1894.88
Capital and net debt	6912.88	3258.19
Gearing ratio	69.31%	41.84%

Note:28 Financial instrument and fair value measurement

a) Financial Instruments - Accounting Classifications

Set out below, is a comparison by class of the carrying amounts and fair value and amortised cost of the Financial Assets and Financial Liabilities:

Financial assets at fair value		(Rs in Lakhs)		
Particulars	Carrying Value		Fair Value	
	31st March, 2024	31st March, 2023	31st March, 2024	31st March, 2023
Financial assets at fair value through OCI				
Investments	6933.05	3034.38	6933.05	3034.38
Financial assets at fair value through Profit and Loss				
Investments	571.89	575.65	571.89	575.65
Inventories	0.00	0.00	0.00	0.00
Total	6361.15	2458.73	6361.15	2458.73
Financial assets and liabilities at amortised cost				
		(Rs in Lakhs)		
Particulars	Carrying Value		Fair Value	
	31st March, 2024	31st March, 2023	31st March, 2024	31st March, 2023
Financial assets				
Cash and cash equivalents	796.49	62.75	796.49	62.75
Bank Balances other than above	1.53	0.04	1.53	0.04
Trade Receivables	0.00	0.00	0.00	0.00
Loans	105.39	145.07	105.39	145.07
Other financial assets	0.00	31.67	0.00	31.67
Total	903.41	239.52	903.41	239.52
Financial liabilities				
Payables	0.00	0.00	0.00	0.00
Borrowings	5587.70	1426.06	5587.70	1426.06
Other Financial Liabilities	16.18	14.35	16.18	14.35
Total	5603.88	1440.41	5603.88	1440.41

The management assessed that the fair value of cash and cash equivalents, loans, other financial assets, borrowings, and other current financial liabilities (except financial instruments carried at amortised cost) approximate their carrying amounts largely due to the short-term maturities of these instruments.

b) Financial Instruments - Fair value measurement

This section explains the judgements and estimates made in determining the fair values of the financial instruments that are (a) recognised and measured at fair value and (b) measured at amortised cost and for which fair values are disclosed in the financial statements. To provide an indication about the reliability of the inputs used in determining fair value, the Company has classified its financial instruments into the three levels prescribed under the accounting standard. An explanation of each level follows underneath the table.

								(Rs. in Lakhs)
As at 31st March, 2024	Carrying Amount				Fair Value			
	At Fair value through Profit & Loss	At Fair value through Other Comprehensive Income	Amortise Cost	Total	Level 1	Level 2	Level 3	Total
Financial Assets								
Cash & Cash Equivalents	0.00	0.00	796.49	796.49	0.00	0.00	796.49	796.49
Bank Balances other than above	0.00	0.00	1.53	1.53	0.00	0.00	1.53	1.53
Trade Receivables	0.00	0.00	0.00	0.00	0.00	0.00	0.00	0.00
Loans	0.00	0.00	105.39	105.39	0.00	0.00	105.39	105.39
Investments	0.00	6933.05	0.00	6933.05	6863.37	69.68	0.00	6933.05
Inventories	0.00	0.00	0.00	0.00	0.00	0.00	0.00	0.00
Other Financial Assets	0.00	0.00	0.00	0.00	0.00	0.00	0.00	0.00
	0.00	6933.05	903.41	7836.46	6863.37	69.68	903.41	7836.46
Financial Liabilities								
Payables	0.00	0.00	0.00	0.00	0.00	0.00	0.00	0.00
Borrowings	0.00	5587.70	5587.70	11175.39	0.00	0.00	5587.70	5587.70
Other Financial Liabilities	0.00	16.18	16.18	32.37	0.00	0.00	16.18	16.18
	0.00	5603.88	5603.88	11207.76	0.00	0.00	5603.88	5603.88
								(Rs. in Lakhs)
As at 31st March, 2023	Carrying Amount				Fair Value			
	At Fair value through Profit & Loss	At Fair value through Other Comprehensive Income	Amortise Cost	Total	Level 1	Level 2	Level 3	Total
Financial Assets								
Cash & Cash Equivalents	0.00	0.00	62.75	62.75	0.00	0.00	62.75	62.75
Bank Balances other than above	0.00	0.00	0.04	0.04	0.00	0.00	0.04	0.04
Trade Receivables	0.00	0.00	0.00	0.00	0.00	0.00	0.00	0.00
Loans	0.00	0.00	145.07	145.07	0.00	0.00	145.07	145.07
Investments	69.68	3034.38	0.00	3104.05	3034.38	69.68	0.00	3104.05
Inventories	0.00	0.00	0.00	0.00	0.00	0.00	0.00	0.00
Other Financial Assets	0.00	0.00	31.67	31.67	0.00	0.00	31.67	31.67
	69.68	3034.38	239.52	3343.58	3034.38	69.68	239.52	3343.58
Financial Liabilities								
Payables	0.00	0.00	0.00	0.00	0.00	0.00	0.00	0.00
Borrowings	0.00	0.00	1426.06	1426.06	0.00	0.00	1426.06	1426.06
Other Financial Liabilities	0.00	0.00	14.35	14.35	0.00	0.00	14.35	14.35
	0.00	0.00	1440.41	1440.41	0.00	0.00	1440.41	1440.41

Level 1: Level 1 hierarchy includes financial instruments measured using quoted prices. This includes listed equity instruments, traded bonds and mutual funds that have quoted price. The fair value of all equity instruments and bonds which are traded in the stock exchanges is valued using the closing price as at the reporting period. The mutual funds are valued using the closing NAV.

Level 2: The fair value of financial instruments that are not traded in an active market (for example, traded bonds, over-the counter derivatives) is determined using valuation techniques which maximise the use of observable market data and rely as little as possible on entity-specific estimates. If all significant inputs required to fair value an instrument are observable, the instrument is included in level 2.

Level 3: If one or more of the significant inputs is not based on observable market data, the instrument is included in level 3.

The carrying amounts of trade receivables, trade payables, capital creditors and cash and cash equivalents are considered to be the same as their fair values, due to their short-term nature.

For financial assets and liabilities that are measured at fair value, the carrying amounts are equal to the fair values.

Note:29 Financial Risk Management Objectives and Policies:

The Company's principal financial liabilities comprise Borrowings and Payables. The Company's financial assets include Investments, Loan, Interest receivable on Loan and Cash and Cash equivalents that derive directly from its operations.

The Company is exposed to credit risk, liquidity risk and market risk. The Company's board of directors has an overall responsibility for the establishment and oversight of the Company's risk management framework. The board of directors has established the risk management committee, which is responsible for developing and monitoring the Company's risk management policies. The committee reports to the board of directors on its activities.

The Company's risk management policies are established to identify and analyse the risks faced by the Company, to set appropriate risk limits and controls and to monitor risks and adherence to limits. Risk management policies and systems are reviewed to reflect changes in market conditions and the Company's activities.

The Company's risk management committee oversees how management monitors compliance with the Company's risk management policies and procedures, and reviews the adequacy of the risk management framework in relation to the risks faced by the Company.

1) Credit risk

Credit risk is the risk of financial loss to the Company if a customer fails to meet its contractual obligations and arises principally from the Company's receivables from customers and loans. The carrying amounts of financial assets represent the maximum credit risk exposure.

Loans

The Company's exposure to credit risk is influenced mainly by the individual characteristics of each Borrower / Customer, However, management also considers the factors that may influence the credit risk of its customer base. Including the default risk associated with the industry. The Company's exposure to credit risk for loans and advances by type of counterparty is as follows;

Carrying Amount	(Rs. in Lakhs)	
Particulars	As at 31st March, 2024	As at 31st March, 2023
Loans	105.39	145.07

The Loans are repayable on demand, however an impairment analysis is performed at each reporting date based on the facts and circumstances existing on that date to identify expected losses on account of time value of money and credit risk. For the purposes of this analysis, the trade receivables are categorised into groups based on days past due.

Investments

The company has made investments in Equity shares, bonds and units of mutual funds on the basis of risk and returns of the respective scheme.

Cash and cash equivalent and Bank deposits

Credit risk on cash and cash equivalent and bank deposits is limited as the fund are in Current Account and sometimes in invests in term deposits with banks.

2) Liquidity risk

Liquidity risk is the risk that the Company will encounter difficulty in meeting its obligations associated with its financial liabilities. The Company's approach in managing liquidity is to ensure that it will have sufficient funds to meet its liabilities when due.

The Company is monitoring its liquidity risk by estimating the future inflows and outflows during the start of the year and planned accordingly the funding requirement. The Company manages its liquidity by term loans, inter-corporate deposit and investment in mutual funds.

The table below summarises the maturity profile of the Company's non-derivative financial liabilities based on contractual undiscounted payments along with its carrying value as at the balance sheet date.

	(Rs. in Lakhs)		
Particular	As at 31 March, 2024		
	Up to 12 months	More than 12 months	Total
Payables	0.00	0.00	0.00
Borrowings	4,458.32	1,129.38	5,587.70
Other Financial Liabilities	3.90	12.29	16.19
			(Rs in Lakhs)
Particular	As at 31 March, 2023		
	Up to 12 months	More than 12 months	Total
Payables	0.00	0.00	0.00
Borrowings	888.22	537.84	1426.06
Other Non-Financial Liabilities	9.82	4.53	14.35

3) Market risk

Market risk is the risk that the fair value of future cash flows of a financial instrument will fluctuate because of changes in market prices.

Market risk includes interest rate risk and foreign currency risk. The objective of market risk management is to manage and control market risk exposures within acceptable parameters, while optimizing the return.

4) Interest Risk

Interest rate risk arises from the possibility that changes in interest rates will affect future cash flows or the fair values of financial instruments. The main business of the Company is providing loans to Corporates. The Company uses its own fund as well as borrows the funds for its lending activity. These activities expose the Company to Interest rate risk.

Interest rate risk is measured through earnings at risk from an earnings perspective and through duration of equity from an economic value perspective. Further, exposure to fluctuations in interest rates is also measured by way of gap analysis, providing a static view of the maturity and re-pricing characteristic of balance sheet positions. An interest rate sensitivity gap report is prepared by classifying all rate sensitive assets and rate sensitive liabilities into various time period categories according to contracted/behavioural maturities or anticipated re-pricing date. The difference in the amount of rate sensitive assets and rate sensitive liabilities maturing or being re-priced in any time period category, gives an indication of the extent of exposure to the risk of potential changes in the margins on new or re-priced assets and liabilities. The interest rate risk is monitored through above measures on a time to time basis.

The following table demonstrates the sensitivity to a reasonably possible change in interest rates (all other variables being considered as constant) of the Company's statement of profit and loss and equity:

FY 2023-2024						Loan	Borrowings
Currency	Increase / (decrease) in basis points	Sensitivity of profit or loss		Sensitivity of equity		105.39	5587.70
Loans (₹ in Lakhs)	25 Basis point Up	Impact on Profit before Tax	0.26	Impact on equity	0.20		
	50 Basis point Up		0.53		0.39		
	25 Basis point Down		-0.26		-0.20		
	50 Basis point Down		-0.53		-0.39		
Borrowings (₹ in Lakhs)	25 Basis point Up	Impact on Profit before Tax	-13.97	Impact on equity	-10.45		
	50 Basis point Up		-27.94		-20.91		
	25 Basis point Down		13.97		10.45		
	50 Basis point Down		27.94		20.91		
FY 2022-2023						Loan	Borrowings
Currency	Increase / (decrease) in basis points	Sensitivity of profit or loss		Sensitivity of equity		145.07	1426.06
Loans (₹ in Lakhs)	25 Basis point Up	Impact on Profit before Tax	0.36	Impact on equity	0.27		
	50 Basis point Up		0.73		0.54		
	25 Basis point Down		-0.36		-0.27		
	50 Basis point Down		-0.73		-0.54		
Borrowings (₹ in Lakhs)	25 Basis point Up	Impact on Profit before Tax	-3.57	Impact on equity	-2.67		
	50 Basis point Up		-7.13		-5.34		
	25 Basis point Down		3.57		2.67		
	50 Basis point Down		7.13		5.34		

S.P.CAPITAL FINANCING LIMITED**Notes on financial statement as on and for the year ended 31st March 2024****Note:30 Changes in Liabilities arising from Financing Activities**

(Rs. in Lakhs)			
Particulars	For the year ended March 31, 2023	Cash Flows	For the year ended March 31, 2024
Proceeds from Borrowings	1426.06	4161.64	5587.70
Total Liabilities from Financing Activities	1426.06	4161.64	5587.70

Note:31 Contingent Liabilities not provided (Ind AS - 37)

- Estimated amount of contracts remaining to be executed on capital account and not provided for – Rs. Nil (PY - Rs. Nil).
- Other Contingent Liabilities not provided for - Rs. Nil (PY - Rs. Nil).

Note:32 Earnings Per Share (Ind AS - 33)

Particulars	For the year ended March 31, 2024	For the year ended March 31, 2023
Net Profit/(Loss) After Tax as per Statement of Profit and Loss (Rs. in Lakhs)	56.37	48.08
Weighted Average Number of Equity Shares (restated)	60,12,200	60,12,200
Basic and Diluted earnings per Share (In Rs.)	0.94	0.80
Nominal Value Per Share (In Rs.)	10.00	10.00

Note : The Company does not have any dilutive potential equity shares. Consequently the basic and diluted earnings per share of the Company remain the same.

Note:33 Income Taxes & Deferred Taxes (Ind AS - 12)

(Rs. in Lakhs)			
Income Tax recognised in statement of profit and loss			
Particulars	For the year ended March 31, 2024	For the year ended March 31, 2023	
Current Tax			
In respect of the Current Year	20.00	17.25	
In respect of the Prior Years	-2.61	-1.80	
	17.39	15.45	
Deferred Tax			
In respect of the Current Year	0.00	0.00	
On Other Comprehensive Income	35.13	2.12	
	35.13	8.97	
Total Income tax expense recognised in the current year relating to continuing operations	52.53	24.42	

Reconciliation of tax expense and the accounting profit multiplied by domestic tax rate: (Rs. in Lakhs)

Particulars	For the year ended March 31, 2024	For the year ended March 31, 2023
Profit Before Tax	73.76	63.53
Applicable tax rate @ 25.17% (March 31, 2022 @ 25.17%)	18.56	15.99
Effect of restated profit on account of Ind AS adoption		0.00
Effect of Tax Exempt Income		0.00
Effect of Non-Deductible expenses		0.00
Effect of Allowances for tax purpose		0.00
Effect of Tax paid at a lower rate		0.00
Effect of Previous year adjustments		0.00
Others		0.00
Total	18.56	15.99

Note:34 Related Party Disclosures (Ind AS - 24)			
A.	Name of related parties and related party relationship:		
	Key Management Personnel		
	Sureshchand Premchand Jain	Managing Director	
	Meena Sureshchand Jain	Director	
	Rajendra Ladakchand Jain	Director	
	Baldev Lakhmichand Boolani	Director	
	Sandeep Sakharam Gopale	Chief Financial Officer	
	Sonal Naik	Company Secretary up to 12th July 2023	
	Pratik Tirlotkar	Company Secretary from 18th July 2023 to 14th Dec 2023	
	Sonali Bapardekar	Company Secretary from 1st March 2024	
	Enterprises owned or significantly influenced by any management personnel		
	EXECUTIVE HOUSING FINANCE CO LTD		
	KOPRA ESTATE PVT LTD		
	INDRALOK HOTELS PVT LTD		
	JAGSONS HOTELS PVT LTD		
	PRIDE HOTELS LIMITED		
	PRIDE REGENCY & DEV- LLP		
	ROHAN HOTELS PVT LTD		
	PRIDE REALTY LLP		
	OM SAI MULTITRADE PVT LTD		
	SOMTI HOTELS PVT LTD		
B	Following transactions were carried out in the ordinary course of business with the parties referred to in (A) above:		
		(Rs. in Lakhs)	
	Particulars	For the year ended March 31, 2024	For the year ended March 31, 2023
	Key Management Personnel		
	Salary Bonus & Allowances	8.60	8.66
	Directors Sitting Fees	1.10	0.40
	Reimbursement of Expenses	0.00	0.00
	Enterprises owned or significantly influenced by any management personnel		
	Rent Paid	4.25	4.13
	Warehouse Income	0.00	0.00
	Expenses incurred on behalf	0.00	0.00
C	Disclosures as per Regulation 53(f) of Securities and Exchange Board of India (Listing Obligations and Disclosure Requirements Regulations, 2015). Loans and advances in the nature of loans to companies in which directors are interested as under:		
	Period	Balance of Loans as at	Maximum balance outstanding during the year
	31st March, 2024	0.00	0.00
	31st March, 2023	0.00	0.00
	Note : Related Parties are disclosed by the management and relied upon by the auditors.		

Note: 35 Segment Reporting (Ind AS - 108)

The Company operates mainly in the business segment of fund based financing activity. All other activities revolve around the main business. Further, all activities are carried out within India. As such, there are no separate reportable segments as per the provisions of IND AS 108 on 'Operating Segments'.

Note: 36 Leases (Ind AS - 116)

The Company has taken premises under lease. The lease typically runs for a period of 3 years with an option to renew the lease after that period. The lease payments for the entire lease period are fixed at the time of entering into the lease agreement and are renegotiated towards the end of the lease period in case of renewals.

		(Rs. in Lakhs)	
		For the year ended March 31, 2024	For the year ended March 31, 2023
1. Future Minimum Lease Payments under non-cancellable			
(a)	Not later than one year	0.00	0.00
(b)	Later than one year but not later than 5 years	0.00	0.00
(c)	More than 5 years	0.00	0.00
2. Lease payments charged to Profit and Loss Account			
	Rental expenses	15.05	4.13
	Depreciation	0.00	0.00
	Interest	0.00	0.00

Note:37 The provisions of section 186 of the Companies Act, 2013 pertaining to investment and lending activities were not applicable to the Company since the Company was an NBFC. Further, during the year, the Company has not provided any guarantee.

Note: 38 Disclosures as required by RBI Notification No. DNBR.019/CGM (CDS) - 2015 dated April 10, 2015 has not been given since the asset size of the Company does not exceed Rs.500 Crores as on the Balance Sheet date.

Note: 39 There are no amounts due and outstanding to be credited to Investor Education & Protection Fund as at March 31, 2024.

Note: 40 The Company has not used accounting software for maintaining its books of account which has a feature of recording audit trail (edit log) facility. The Company is taking necessary steps such as upgrading existing software /acquiring new software having edit log feature in due course.

Note: 41 The Company has not traded or invested in crypto currency or virtual currency during the year.

Note: 42 The Company is not required to spent any amount in terms of provisions of section 135 of the Companies, Act 2013 on Corporate Social Responsibility.

Note: 43 The Company is not as wilful defaulter by ant bank or financial institution or other lenders.

Note: 44 There are no transactions with the Struck off Companies under Section 248 or 560 of the Companies, Act 2013.

Note: 45 No proceedings initiated or pending against the Company for holding any benami property under the Benami Transactions (Prohibition) Act, 1988.

Note:46 Financial Ratios							
Pursuant to the amendments to Schedule III vide MCA circular dated March 23, 2022, the following ratios are presented:							
Sr. No.	Particulars	Numerator/ Denominator	For the year ended March 31, 2024	For the year ended March 31, 2023	Variance	Remarks	
1	Capital to risk-weighted assets ratio (CRAR)						
i	Tier I CRAR	Tier I Capital / Total Risk Weighted Assets	0.00	0.00	0%		
ii	Tier II CRAR	Tier II Capital / Total Risk Weighted Assets	0.00	0.00	0%		
2	Liquidity Coverage Ratio	High Quality Liquid Assets / Total Net Cash Flows	0.00	0.00	0%		

Note:47 The following disclosure is required pursuant to RBI circular dated 13.03.2020- Circular No. RB112019-201170 DOR/(NBFC),CC.PD. No. 1091/22.10.106/2019-20 :

							₹ in Lakhs
Asset Classification as per RBI Norms	Asset Classification as per Ind AS 109	Gross Carrying value as per Ind AS	Loss allowances (Provisions) as required under Ind AS 109	Net Carrying Value	Provision as per ICARP norms	Difference Between Ind AS 109 and provisions as per ICARP norms	
(A)	(B)	(C)	(D)	(E) = (C) - (D)	(F)	(G) = (D) - (F)	
Performing Assets Standard	Stage 1	105.39	0.00	105.39	0.00	0.00	
Performing Assets Sub-Standard	Stage 2	0.00	0.00	0.00	0.00	0.00	

Note:48 Provisions and Contingencies - Additional Disclosures

	Break up of 'Provisions and Contingencies' shown under the head Expenditure in Profit and Loss	For the year ended March 31, 2024	For the year ended March 31, 2023
	Provisions for depreciation on	0.00	0.00
	Provision towards NPA	0.00	0.00
	Provision made towards Income Tax	20.00	17.25
	Other Provision and Contingencies	0	0
	Provision for Standard Assets	0.00	0.00
	Floating Provision Against	0.00	0.00
	Provision for depreciation	0.00	0.00
	Provision for gratuity	0.00	0.00
	Provision for Compensated Assets	0.00	0.00

Note:49 Disclosures as required in terms of RBI notification no. DOR (NBFC).CC.PD.No.109/22.10.106/2019-20 dated 13 March 2020 pertaining to Asset Classification as per RBI:

a)	Details of transfer through assignment in respect of loans not in default:		
	Particulars	For the year ended March 31, 2024	For the year ended March 31, 2023
	Amount of Loan accounts assigned (Rs. In Lakhs)	0.00	0.00
	Retention of Beneficial Economic Interest (In %)	0.00	0.00
	Weighted Average Maturity (in Years)	0.00	0.00
	Weighted Average Holding Period (in Years)	0.00	0.00
	Coverage of tangible security Coverage (in %)	0.00	0.00
b)	The Company has not acquired any loan not in default during the year ended March 31, 2024.		
c)	The Company has not transferred or acquired any stressed loan during the year ended March 31, 2024.		

Note:50 Disclosure pursuant to RBI notification on "COVID-19 Regulatory Package - Asset Classification and Provisioning" dated 17 April 2020 :

Sr. No.	Particulars	Amount
i)	Respective amounts in SMA/overdue categories where the moratorium/deferment was extended.	0.00
ii)	Respective amount where asset classification benefits is extended.	0.00
iii)	Provision made during the F.Y. 2021-22 as per RBI circular dated 17 April 2020 Norms.	0.00
iv)	Provisions adjusted during the respective accounting period against slippages and the residual provisions.	0.00

Note: 51 In the opinion of the Board, the Current assets, and Loans and Advances have a value on realisation in the ordinary course of the business at least equal to the amount at which they are stated in the books of account and adequate provision has been made of funds all known liabilities.

Note: 52 (a) Pursuant to the amendments to Schedule III vide MCA circular dated March 23, 2024, figures are rounded off to rupee in lakhs.

(b) Previous year figures have been regrouped and/or reclassified wherever necessary to conform to current year's presentation.

INVESTMENT IN BOND			
Sr No	Name of Bond	AMOUNT FY 2023-24	AMOUNT FY 2022-23
1	10.26% MUTHOOT FINCORP LTD		
2	10.26% MUTHOOT FINCORP LTD	40,00,000	40,00,000
3	10.32% ANDHRA PRADESH CAPITAL REGION DEVELOPMENT AUTHORITY		
4	10.32% ANDHRA PRADESH CAPITAL REGION DEVELOPMENT AUTHORITY	39,64,665	55,65,990
5	10.50% INDUSIND BANK LTD		
6	10.50% INDUSIND BANK LTD	1,30,00,400	1,30,10,000
7	10.50% INDUSIND BANK LTD		
8	10.50% URGO CAPITAL LTD	24,80,000	25,03,750
9	10.70% THE KARNATAKA BANK LTD		
56	10.70% THE KARNATAKA BANK LTD	2,00,00,000	1,00,00,000
10	10.75% MAS FINANCIAL SERVICES LTD	5000000	4957500
11	11.75% KRAZYBEE SERVICES PVT LTD	90,00,000	76,20,713
12	11.77% SVATANTRA MICROFIN PVT LTD		
13	11.77% SVATANTRA MICROFIN PVT LTD	50,00,000	20,00,000
14	12.00% THE KARNATAKA BANK LTD		
15	13.75% THE SOUTH INDIAN BANK LTD	21,60,000	21,09,592
16	6.75% PIRAMAL CAPITAL & HOUSING FINANCE LTD	752950	787680
17	7.55% STATE BANK OF INDIA	1,04,11,406	1,04,61,886
18	7.74% STATE BANK OF INDIA	51,50,000	50,64,270
19	7.75% STATE BANK OF INDIA		
20	7.75% STATE BANK OF INDIA	2,01,43,392	2,02,03,704
21	7.84% HDFC BANK LTD	1,01,91,167	1,01,91,167
22	8.40% CANARA BANK	1,00,00,000	1,00,00,000
23	8.40% TATA MOTORS FINANCE SOLUTIONS LTD	10,00,000	10,00,000
24	8.50% BANK OF BARODA		
25	8.50% BANK OF BARODA	62,83,074	31,06,953
26	8.50% BANK OF BARODA		
27	8.57% BANK OF INDIA	1,00,00,000	1,00,00,000
28	9.10% TATA INTERNATIONAL LTD		
29	9.10% TATA INTERNATIONAL LTD	1,80,00,000	30,00,000
30	9.10% TATA INTERNATIONAL LTD		
31	9.15% CHOLAMANDALAM INVESTMENT AND FIN. CO. LTD.	15,00,000	15,00,000
32	9.15% PUNJAB NATIONAL BANK	30,31,560	30,57,000
33	9.20% TAMILNADU GENERATION AND DISTRIBUTION CORP LTD	20,00,000	20,00,000
34	9.40% HINDUJA LEYLAND FINANCE LTD	10,39,393	10,16,491
35	9.50% UNION BANK OF INDIA	50,00,000	50,00,000
36	9.55% Canara Bank	40,00,000	40,00,000
37	9.62% ANDHRA PRADESH STATE BEVERAGES CORPORATION	30,00,000	30,00,000
38	9.70% UP POWER CORPORATION LTD	52,50,000	51,75,000
39	9.75% ECL FINANCE LTD		
40	9.75% ECL FINANCE LTD		
41	9.75% ECL FINANCE LTD	45,76,455	48,40,000
42	9.75% ECL FINANCE LTD		
43	9.75% HINDUJA LEYLAND FINANCE LTD		
44	9.75% HINDUJA LEYLAND FINANCE LTD	1,65,12,000	60,00,000
45	9.75% HINDUJA LEYLAND FINANCE LTD		
46	9.75% TATA MOTORS FINANCE LTD	21,12,754	21,28,000
47	9.95% UP POWER CORPORATION LTD		
48	9.95% UP POWER CORPORATION LTD	82,74,659	82,41,886
49	10.25% SHRIRAM TRANSPORT FINANCE CO LTD	30,00,003	30,30,000
50	10.00% AVANTI FINANCE PVT LTD	50,00,000	
51	10.00% INDIABULLS HOUSING FINANCE LTD	21,00,000	
52	10.20% CLIX CAPITAL	30,00,000	
53	10.25% KRAZYBEE SERVICES PVT LTD	37,50,000	
54	10.25% NAVI FINSERVE LTD	29,63,255	
55	10.40% URGO CAPITAL LTD	49,69,500	
56	10.75% FINCARE SMALL FINANCE BANK LTD	14,80,020	
57	11.00% MUTHOOT MICROFIN LTD	24,36,000	
58	11.25% ESAF SMALL FINANCE BANK LTD	20,70,160	
59	11.76% EARLYSALARY SERVICES PVT LTD	50,00,000	
60	12.00% MUTHOOT FINCORP LTD	30,00,000	
61	12.25% ANNAPURNA FINANCE PVT LTD	30,60,000	
62	13% ELECTRONICA FINANCE LIMITED2029	25,00,000	
63	7.25% Government of India (GOI Loan)	2,00,00,000	
64	8.35% TATA MOTORS FINANCE SOLUTIONS LTD	30,00,000	25,00,000
65	8.50% STATE BANK OF INDIA		
66	8.50% STATE BANK OF INDIA	30,63,984	
67	8.88% INDIABULL HOUSING FINANCE LTD	24,60,000	
68	9.00% INDIABULL HOUSING FINANCE LTD		
69	9.00% INDIABULL HOUSING FINANCE LTD	1,21,25,000	
70	9.00% INDIABULL HOUSING FINANCE LTD		
71	9.3% INDIABULL HOUSING FINANCE LTD	24,38,050	
72	9.70% CREDITACCESS GRAMEEN LTD	1,00,50,000	
73	9.90% AUXILO	30,00,000	
74	SPANDANA SPHOORTY FINANCIAL LTD	48,86,600	49,07,000
75	12.75% SATIN CREDITCARE NETWORK LTD	49,99,950	
76	8.35% INDIABULLS HOUSING FINANCE LTD (MATURED)	30,00,000	
77	CREDIT ACCESS GRAMEEN LTD	1,00,50,000	
78	12.9% CHOLAMANDALAM INVESTMENT & FIN CO LTD	92,76,751	
79	EMBASSY OFFICE PARK REIT	44,35,320	
80	12.90% CHOLAMANDALAM INVESTMENT AND FIN CO LTD		20,00,000
81	CENTRUM RETAIL SERVICES LTD (MLD)		33,04,373
82	EMBASSY PROPERTY DEVELOPMENTS PVT LTD (MLD)		84,07,800
83	L&T INFRA CREDIT LTD		1,28,23,100
84	NUVAMA WEALTH FINANCE LTD (EDELWEISS)		11,57,000
	TOTAL	34,99,48,467	21,16,70,855

INVESTMENT IN MUTUAL FUND			
Sr.No	Name of MF	AMOUNT FY 2023-24	AMOUNT FY 2022-23
1	360 ONE COMMERCIAL YIELD FUND (CAT II AIF)	93,86,029	-
2	ADITYA BIRLA SUN LIFE CORPORATE BOND FUND	1,08,619	-
3	ADITYA BIRLA SUN LIFE FRONTLINE EQUITY UND	20,22,889	-
4	ADITYA BIRLA SUN LIFE INDIA GENNEXT FUND	16,48,230	-
5	ADITYA BIRLA SUN LIFE INFRASTRUCTURE FUND	39,51,924	-
6	ADITYA BIRLA SUN LIFE MULTI ASSET ALLOCATION FUND	24,69,797	-
7	ADITYA BIRLA SUN LIFE NIFTY SDL	1,07,62,610	1,00,51,668
8	ADITYA BIRLA SUN LIFE SHORT TERM FUND	7,30,057	55,20,760
9	AVENDUS STRUCTURED CREDIT FUND II	74,53,000	-
10	AXIS GROWTH OPPORTUNITIES FUND- GROWTH	10,10,379	6,82,817
11	Bandhan Small Cap Direct-G	5,29,004	-
12	BHARAT BOND FOF APRIL 2030	1,08,43,698	2,05,41,367
13	BHARAT BOND FOF APRIL 2031	1,14,23,577	99,93,300
14	Edelweiss Small Cap Direct-G	1,08,74,745	-
15	EMBASSY PROPERTY DEVELOPMENTS PVT LTD NCD	70,15,356	-
16	HDFC CREDIT RISK DEBT FUND	5,21,001	-
17	HDFC EQUITY SAVINGS FUND	15,50,663	-
18	HDFC FOCUSED 30 FUND	34,67,250	-
19	HDFC GILT FUND	22,47,339	-
20	HDFC INDEX FUND NIFTY 50	34,54,407	-
21	HDFC LARGE CAP AND MID CAP FUND	23,25,608	-
22	HDFC SHORT TERM DEBT FUND	4,19,010	-
23	HDFC SMALL CAP FUND	15,30,696	-
24	HDFC Overnight Direct-G	49,269	-
25	HDFC TRANSPORTATION AND LOGISTICS FUND	19,76,451	-
26	ICICI PRUDENTIAL - BLUECHIP FUND- GROWTH	10,72,783	7,53,537
27	ICICI Bank-PMS AC NO 00405155776	10,77,606	-
28	ICICI PRUDENTIAL CREDIT RISK FUND	2,09,590	-
29	ICICI PRUDENTIAL EQUITY SAVINGS FUND CUM	8,81,237	-
30	ICICI PRUDENTIAL GILT FUND	25,62,974	-
31	ICICI PRUDENTIAL LARGE & MID CAP FUND	48,62,056	-
32	ICICI PRUDENTIAL SHORT TERM FUND	5,75,807	-
33	ICICI PRUDENTIAL SMALLCAP FUND	14,38,273	-
34	ICICI PRUDENTIAL VALUE DISCOVERY FUND	34,13,447	-
35	Kotak Alternate Assests Fund II	10,00,000	-
36	Kotak India Eq Contra Direct-G	17,51,649	-
37	KOTAK EMERGING EQUITY FUND DIRECT GROWTH	10,74,636	-
38	KOTAK MULTI ASSET ALLOCATION FUND	53,04,482	-
39	KOTAK NIFTY SDL	1,09,21,390	1,00,34,078
40	MIRAE ASSET FOCUSED FUND- GROWTH	8,66,455	7,09,884
41	PARAG PARIKH FLEXI CAP FUND DIRECT PLAN	34,61,146	-
42	SBI ENERGY OPPORUNITIES FUND REGULAR GROWTH	21,49,262	-
43	SBI HELTHCARE OPPORTUNITIES FUND	21,24,812	-
44	SBI LARGE & MIDCAP FUND	13,15,918	-
45	SBI MAGNUM GILT FUND	18,53,222	-
46	SBI MULTI ASSET ALLOCATION FUND	47,09,353	-
47	SBI Nifty Index Direct-G	25,42,124	-
48	SBI SHORT TERM DEBT FUND	10,38,487	-
49	Quant PSU Fund-Regular Plan Growth	29,99,925	-
50	Motilal Oswal India Advantage	30,00,000	-
51	ICICI PRUDENTIAL CORPORATE CREDIT OPP. FUND AIF-I	99,85,516	63,73,910
	TOTAL	17,01,39,956	6,46,61,321

As per our Report of even date attached			
For and on behalf of		For & on behalf of the Board	
M/s. JMT & ASSOCIATES		For S P CAPITAL FINANCING LTD	
Chartered Accountants		CIN: L74140MH1983PLC029494	
Firm Registration No. 104167W			
SD/-	SD/-	SD/-	
AMAR BAFNA	SURESHCHAND P JAIN	MEENA S JAIN	
PARTNER	MANAGING DIRECTOR	DIRECTOR	
MEMBERSHIP NO.048639	DIN: 00004402	DIN: 00004413	
PLACE: MUMBAI			
Date:- 29 May 2024	SD/-	SD/-	
	SONALI BAPARDEKAR	SANDEEP GOPALE	
	COMPANY SECRETARY	CHIEF FINANCIAL	
	& COMPLIANCE	OFFICER	

Independent Auditor's Report

To the Members of
S.P. Capital Financing Limited

Report on the Audit of the Consolidated Ind AS Financial Statements

Opinion

We have audited the accompanying Consolidated Ind AS financial statements of **S.P. Capital Financing Limited ("the Company")** and its associates (together with referred to as the "Group") which comprise the Consolidated Balance Sheet as at March 31, 2024, the Consolidated Statement of Profit and Loss (including Other Comprehensive Income), Consolidated Cash Flow Statement and the Consolidated Statement of changes in Equity for the year then ended, and a summary of significant accounting policies and other explanatory information (hereinafter referred to as "Consolidated financial statements").

In our opinion and to the best of our information and according to the explanations given to us, the aforesaid Consolidated Ind AS financial statements give the information required by the Companies Act, 2013 ("the Act") in the manner so required and give a true and fair view in conformity with the Indian Accounting Standards prescribed under section 133 of the Act read with the Companies (Indian Accounting Standards) Rules, 2015, as amended, ("Ind AS") and accounting principles generally accepted in India, of the state of affairs of the Company as at March 31, 2024, and its Profit /loss, including Other Comprehensive Income, Cash Flow and the changes in equity for the year ended on that date.

Basis for Opinion

We conducted our audit in accordance with the Standards on Auditing (SAs) specified under section 143(10) of the Companies Act, 2013. Our responsibilities under those Standards are further described in the Auditor's Responsibilities for the Audit of the Consolidated Ind AS Financial Statements section of our report. We are independent of the Company in accordance with the Code of Ethics issued by the Institute of Chartered Accountants of India together with the ethical requirements that are relevant to our audit of the Consolidated financial statements under the provisions of the Companies Act, 2013 and the Rules thereunder, and we have fulfilled our other ethical responsibilities in accordance with these requirements and the Code of Ethics. We believe that the audit evidence we have obtained is sufficient and appropriate to provide a basis for our opinion on the consolidated Ind AS financial statements.

Key Audit Matters

Key audit matters are those matters that, in our professional judgment, were of most significance in our audit of the consolidated financial statements of the current period. These matters were addressed in the context of our audit of the consolidated financial statements as a whole, and in forming our opinion thereon. There are no other key audit matters and we do not provide a separate opinion on these matters.

Information Other than the Consolidated Financial Statements and Auditor's Report Thereon

The Holding company's Management and Board of Directors is responsible for the preparation of other information. The other information comprises the information included in the Management Discussion and Analysis, Board's Report including Annexures to Board's Report, Business Responsibility Report, Corporate Governance and Shareholder's Information, but does not include the consolidated financial statements and our auditor's report thereon.

Our opinion on the consolidated financial statements does not cover the other information and we do not express any form of assurance conclusion thereon.

In connection with our audit of the Consolidated financial statements, our responsibility is to read the other information and, in doing so, consider whether the other information is materially inconsistent with the Consolidated financial statements or our knowledge obtained during the course of our audit or

otherwise appears to be materially misstated.

If, based on the work we have performed, we conclude that there is a material misstatement of this other information, we are required to report that fact. We have nothing to report in this regard.

Responsibility of Management for the Consolidated Financial Statements

The Holding Company's Management and Board of Directors is responsible for the matters stated in Section 134(5) of the Companies Act, 2013 ("the Act") with respect to the preparation of these Consolidated financial statements that give a true and fair view of the financial position, financial performance, cash flows and changes in equity of the Company in accordance with the accounting principles generally accepted in India, including the Indian Accounting Standards prescribed under Section 133 of the Act. This responsibility also includes maintenance of adequate accounting records in accordance with the provisions of the Act for safeguarding the assets of the Company and for preventing and detecting frauds and other irregularities; selection and application of appropriate accounting policies; making judgments and estimates that are reasonable and prudent; and design, implementation and maintenance of adequate internal financial controls, that were operating effectively for ensuring the accuracy and completeness of the accounting records, relevant to the preparation and presentation of the Consolidated financial statements that give a true and fair view and are free from material misstatement, whether due to fraud or error, which have been used for the purpose of preparation of the consolidated financial statements by the Directors of the Holding Company, as aforesaid.

In preparing the Consolidated financial statements, management and Board of Director are responsible for assessing the Company's ability to continue as a going concern, disclosing, as applicable, matters related to going concern and using the going concern basis of accounting unless management either intends to liquidate the Company or to cease operations, or has no realistic alternative but to do so.

The respective Board of Directors of the companies included in the Group and of its associates entities are responsible for overseeing the financial reporting process of the Group and of its associates entities.

Auditor's Responsibility for the Audit of the consolidated financial statements

Our objectives are to obtain reasonable assurance about whether the consolidated financial statements as a whole are free from material misstatement, whether due to fraud or error, and to issue an auditor's report that includes our opinion. Reasonable assurance is a high level of assurance, but is not a guarantee that an audit conducted in accordance with SAs will always detect a material misstatement when it exists. Misstatements can arise from fraud or error and are considered material if, individually or in the aggregate, they could reasonably be expected to influence the economic decisions of users taken on the basis of these Consolidated financial statements.

As part of an audit in accordance with SAs, we exercise professional judgment and maintain professional skepticism throughout the audit. We also :

- Identify and assess the risks of material misstatement of the Consolidated financial statements, whether due to fraud or error, design and perform audit procedures responsive to those risks, and obtain audit evidence that is sufficient and appropriate to provide a basis for our opinion. The risk of not detecting a material misstatement resulting from fraud is higher than for one resulting from error, as fraud may involve collusion, forgery, intentional omissions, misrepresentations, or the override of internal controls.
- Obtain an understanding of internal financial controls relevant to the audit in order to design audit procedures that are appropriate in the circumstances. Under section 143(3)(i) of the Act, we are also responsible for expressing our opinion on whether the Company has adequate internal financial controls system in place and the operating effectiveness of such controls.
- Evaluate the appropriateness of accounting policies used and the reasonableness of accounting estimates and related disclosures made by management.
- Conclude on the appropriateness of management's use of the going concern basis of accounting and, based on the audit evidence obtained, whether a material uncertainty exists

related to events or conditions that may cast significant doubt on the Company's ability to continue as a going concern. If we conclude that a material uncertainty exists, we are required to draw attention in our auditor's report to the related disclosures in the Consolidated financial statements or, if such disclosures are inadequate, to modify our opinion. Our conclusions are based on the audit evidence obtained up to the date of our auditor's However, future events or conditions may cause the Company to cease to continue as a going concern.

- Evaluate the overall presentation, structure and content of the consolidated financial statements, including the disclosures, and whether the consolidated financial statements represent the underlying transactions and events in a manner that achieves fair presentation.

Materiality is the magnitude of misstatements in the consolidated financial statements that, individually or in aggregate, makes it probable that the economic decisions of a reasonably knowledgeable user of the consolidated financial statements may be influenced. We consider quantitative materiality and qualitative factors in (i) planning the scope of our audit work and in evaluating the results of our work; and (ii) to evaluate the effect of any identified misstatements in the Consolidated financial statements.

We communicate with those charged with governance regarding, among other matters, the planned scope and timing of the audit and significant audit findings, including any significant deficiencies in internal control that we identify during our audit.

We also provide those charged with governance with a statement that we have complied with relevant ethical requirements regarding independence, and to communicate with them all relationships and other matters that may reasonably be thought to bear on our independence, and where applicable, related safeguards.

From the matters communicated with those charged with governance, we determine those matters that were of most significance in the audit of the consolidated financial statements of the current period and are therefore the key audit matters. We describe these matters in our auditor's report unless law or regulation precludes public disclosure about the matter or when, in extremely rare circumstances, we determine that a matter should not be communicated in our report because the adverse consequences of doing so would reasonably be expected to outweigh the public interest benefits of such communication.

Other Matters

The consolidated financial statements also include the Group's share of net profit/loss of Rs. 19,000 for the year ended 31st March, 2024, as considered in the consolidated financial statements, in respect of associates, whose financial statements have not been audited by us. These financial statements have been audited by other auditors whose reports have been furnished to us by the Management and our opinion on the consolidated financial statements, in so far as it relates to the amounts and disclosures included in respect of these associates, and our report in terms of sub-sections (3) and (11) of Section 143 of the Act, in so far as it relates to the aforesaid associates, is based solely on the reports of the other auditors.

Our opinion on the consolidated financial statements, and our report on Other Legal and Regulatory Requirements below, is not modified in respect of the above matters with respect to our reliance on the work done and the reports of the other auditors and the financial statements certified by the Management.

Report on Other Legal and Regulatory Requirements

1. As required by section 143 (3) of the Act, we report that:
 - a. we have sought and obtained all the information and explanations which to the best of our knowledge and belief were necessary for the purpose of our audit;
 - b. in our opinion proper books of account as required by law have been kept by the Company so far as it appears from our examination of those books;

- c. the Balance Sheet, the Statement of Profit and Loss including Other Comprehensive Income, the Cash Flow Statement and Statement of changes in Equity dealt with by this Report are in agreement with the books of account;
- d. in our opinion, the aforesaid Ind AS Consolidated financial statements comply with the Accounting Standards specified under section 133 of the Act, read with Rule 7 of the Companies (Accounts) Rules, 2014 *except for the matters stated in the paragraph 2(h)(vi) (a) below on reporting under Rule 11(g) of the Companies (Audit and Auditors) Rules 2014 (as amended)*;
- e. On the basis of written representations received from the directors as on March 31, 2024 taken on record by the Board of Directors, none of the directors is disqualified as on March 31, 2023 from being appointed as a director in terms of Section 164 (2) of the Act.
- f. With respect to the adequacy of the internal financial controls over financial reporting of the Group and the operating effectiveness of such controls, refer to our separate Report in “**Annexure A**”. with respect to the Associate company which is audited by other auditor whose report has been furnished to us by the Management.
- g. With respect to the other matters to be included in the Auditor’s Report in accordance with the requirements of section 197(16) of the Act, as amended:

In our opinion and to the best of our information and according to the explanations given to us, the remuneration paid by the Company to its directors during the year is in accordance with the provisions of section 197 of the Act.

- h. With respect to the other matters to be included in the Auditor’s Report in accordance with Rule 11 of the Companies (Audit and Auditors) Rules, 2014, as amended, in our opinion and to the best of our information and according to the explanations given to us:
 - i. The Group does Not have any pending litigations which would Impacts on financial position
 - ii. The Group, did not have any long-term contracts including derivative contracts for which there were material foreseeable losses;
 - iii. There were no amount which were required to be transferred to the Investor Education and Protection Fund by the Group’s Company.
 - iv. According to the information and explanations given by the management and to the best of our belief we report that:
 - (i) No funds have been advanced or loaned or invested by the Company to or in any other person(s) or entities, including foreign entities (“Intermediaries”), with the understanding that the intermediary shall whether directly or indirectly lend or invest in other persons or entities identified in any manner by or on behalf of the Company (Ultimate Beneficiaries) or provide any guarantee, security or the like on behalf of Ultimate Beneficiaries.
 - (ii) No funds have been received by the Company from any person(s) or entities, including foreign entities (“Funding Parties”), with the understanding that the Company shall whether, directly or indirectly, lend or invest in other persons or entities identified in any manner whatsoever by or on behalf of the funding party (Ultimate Beneficiaries) or provide guarantee, security or the like on behalf of the Ultimate Beneficiaries.

- (iii) Based on the audit procedures performed, we report that nothing has come to our notice that has caused us to believe that the representation given under sub-clause (i) & (ii) by the management contains any material mis-statement.
- v. The Company has declared/paid final dividend @ Rs 1 (One) per equity during the year ended 31st March 2024. Accordingly, no comment with respect to the compliance of section 123 of the Companies Act, 2013 is given.
- vi. *Based on our Based on our examination which included test checks, the Company has not used accounting software for maintaining its books of account which has a feature of recording audit trail (edit log) facility. As explained, the Company is taking necessary steps such as upgrading existing software/acquiring new software.*

For JMT & Associates

Chartered Accountants

Firm Registration No. 104167W

Sd/-

Amar Bafna

(Partner)

Membership No. 048639

Place: Mumbai

Date: May 29, 2024

UDIN: 24048639BKCCQC1281

“Annexure A” to the Independent Auditor’s Report of even date on the Consolidated Financial Statements of S.P. Capital Financing Limited

Report on the Internal Financial Controls under Clause (i) of Sub-section 3 of Section 143 of the Companies Act, 2013 (“the Act”)

We have audited the internal financial controls over financial reporting of **S.P. Capital Financing Limited (“the Company”)** as of March 31, 2024 in conjunction with our audit of the consolidated financial statements of the Company for the year ended on that date.

Management’s Responsibility for Internal Financial Controls

The Group’s company management is responsible for establishing and maintaining internal financial controls based on the internal control over financial reporting criteria established by the Company considering the essential components of internal control stated in the Guidance Note on Audit of Internal Financial Controls over Financial Reporting issued by the Institute of Chartered Accountants of India. These responsibilities include the design, implementation and maintenance of adequate internal financial controls that were operating effectively for ensuring the orderly and efficient conduct of its business, including adherence to company’s policies, the safeguarding of its assets, the prevention and detection of frauds and errors, the accuracy and completeness of the accounting records, and the timely preparation of reliable financial information, as required under the Companies Act, 2013.

Auditors’ Responsibility

Our responsibility is to express an opinion on the Company’s internal financial controls over financial reporting based on our audit. We conducted our audit in accordance with the Guidance Note on Audit of Internal Financial Controls Over Financial Reporting (the “Guidance Note”) and the Standards on Auditing, issued by ICAI and deemed to be prescribed under section 143(10) of the Companies Act, 2013, to the extent applicable to an audit of internal financial controls, both applicable to an audit of Internal Financial Controls and, both issued by the Institute of Chartered Accountants of India. Those Standards and the Guidance Note require that we comply with ethical requirements and plan and perform the audit to obtain reasonable assurance about whether adequate internal financial controls over financial reporting was established and maintained and if such controls operated effectively in all material respects.

Our audit involves performing procedures to obtain audit evidence about the adequacy of the internal financial controls system over financial reporting and their operating effectiveness. Our audit of internal financial controls over financial reporting included obtaining an understanding of internal financial controls over financial reporting, assessing the risk that a material weakness exists, and testing and evaluating the design and operating effectiveness of internal control based on the assessed risk. The procedures selected depend on the auditor’s judgement, including the assessment of the risks of material misstatement of the consolidated financial statements, whether due to fraud or error.

We believe that the audit evidence we have obtained is sufficient and appropriate to provide a basis for our audit opinion on the Company’s internal financial controls system over financial reporting.

Meaning of Internal Financial Controls over Financial Reporting

A company’s internal financial control over financial reporting is a process designed to provide reasonable assurance regarding the reliability of financial reporting and the preparation of consolidated financial statements for external purposes in accordance with generally accepted accounting principles. A company’s internal financial control over financial reporting includes those policies and procedures that (1) pertain to the maintenance of records that, in reasonable detail, accurately and fairly reflect the transactions and dispositions of the assets of the company; (2) provide reasonable assurance that transactions are recorded as necessary to permit preparation of Consolidated financial statements in accordance with generally accepted accounting principles, and that receipts and expenditures of the

company are being made only in accordance with authorizations of management and directors of the company; and (3) provide reasonable assurance regarding prevention or timely detection of unauthorized acquisition, use, or disposition of the company's assets that could have a material effect on the Consolidated financial statements.

Inherent Limitations of Internal Financial Controls over Financial Reporting

Because of the inherent limitations of internal financial controls over financial reporting, including the possibility of collusion or improper management override of controls, material misstatements due to error or fraud may occur and not be detected. Also, projections of any evaluation of the internal financial controls over financial reporting to future periods are subject to the risk that the internal financial control over financial reporting may become inadequate because of changes in conditions, or that the degree of compliance with the policies or procedures may deteriorate or for other reasons.

Opinion

In our opinion, the Company has, in all material respects, an adequate internal financial controls system over financial reporting and such internal financial controls over financial reporting were operating effectively as at March 31, 2024, based on the internal control over financial reporting criteria established by the Company considering the essential components of internal control stated in the Guidance Note on Audit of Internal Financial Controls Over Financial Reporting issued by the Institute of Chartered Accountants of India.

For JMT & Associates

Chartered Accountants

Firm Registration No. 104167W

Sd/-

Amar Bafna

(Partner)

Membership No. 048639

Place: Mumbai

Date: May 29, 2024

UDIN: 24048639BKCCQC1281

S.P.CAPITAL FINANCING LIMITED				
CONSOLIDATED BALANCE SHEET AS AT 31ST MARCH 2024				
			(Rs. in Lakhs)	
PARTICULARS	NOTE NO.	AS AT		
		31 st MARCH 2024	31 st MARCH 2023	
		Rs.	Rs.	
I ASSETS				
1 Financial Assets				
a. Cash and Cash Equivalents				
i. Cash and Cash Equivalents	3	796.49	62.75	
ii. Bank balances other than Cash and Cash Equivalents above	4	1.53	.04	
b. Receivables		0.00	0.00	
i. Trade Receivables				
ii. Other Receivables				
c. Loans & Advances	5	105.39	145.07	
d. Investments	6	7283.05	3459.27	
e. Inventories		0.00	0.00	
f. Other Financial Assets	7	0.00	31.67	
Total Financial Assets		8186.47	3698.79	
2 Non-Financial Assets				
a. Inventories		0.00	0.00	
b. Deferred Tax Assets (Net)		0.00	8.88	
c. Property, Plant and Equipment		0.00	0.00	
d. Other Non Financial Assets		0.00	0.00	
Total Non-Financial Assets		0.00	8.88	
Total Assets		8186.47	3707.67	
II EQUITY AND LIABILITIES				
1 Financial Liabilities				
a. Payables				
Trade Payables	9	0.00	0.00	
i. Total Outstanding dues of Mico Enterprises & Small Enterprises				
ii. Total Outstanding dues of Creditors other than Micro Enterprises and Small Enterprises				
b. Borrowings	8	5587.70	1426.06	
c. Other Financial Liabilities	10	16.18	14.35	
Total Financial Liabilities		5603.88	1440.41	
2 Non-Financial Liabilities				
a. Current Tax Liabilities (Net)		0.00	0.00	
b. Deferred Tax Liabilities (Net)		90.91	0.00	
c. Provisions	11	20.00	17.25	
d. Other Financial Liabilities		0.00	0.00	
Total Non-Financial Liabilities		110.91	17.25	
Total Liabilities		5714.79	1457.66	
3 Equity				
a. Equity Share Capital	12	601.22	601.22	
b. Other Equity	13	1870.45	1648.87	
Total Equity		2471.67	2250.09	
TOTAL EQUITY AND LIABILITIES		8186.46	3707.76	
As per our report of even date For JMT & ASSOCIATES CHARTERED ACCOUNTANTS FRN-104167W		For & on behalf of the Board For S P CAPITAL FINANCING LTD. CIN NO. L74140MH1983PLC029494		
SD/- AMAR BAFNA PARTNER M.NO.048639 PLACE: MUMBAI DATE: May 29, 2024		SD/- SURESHCHAND P JAIN MANAGING DIRECTOR DIN NO:00004402		SD/- MEENA S JAIN DIRECTOR DIN NO:00004413
		SD/- SONALI BAPARDEKAR COMPANY SECRETARY & COMPLIANCE OFFICER		SD/- SANDEEP GOPALE CHIEF FINANCIAL OFFICER

S.P.CAPITAL FINANCING LIMITED				
Consolidated of Profit and loss for the year ended 31st March 2024				
(Rs. in Lakhs)				
	PARTICULARS	NOTE NO.	For the Year	For the Year
			Ended	Ended
			31st March 2024	31st March 2023
			Rs.	Rs.
	Income			
	i. Interest Income	14	246.30	153.74
	ii. Dividend Income		8.80	3.27
	iii. Other Operating Income		0.00	0.00
I	Total Revenue from Operation		255.10	157.02
II	Other Income	15	0.00	.05
III	Total Income		255.10	157.07
	Expenses:			
	i. Finance Cost		101.47	11.25
	ii. Employee Benefits Expense	17	30.97	33.55
	iii. Other expenses	18	48.90	30.84
IV	Total expenses		181.34	75.64
V	Profit before exceptional and extraordinary items and tax (III - IV)		73.76	81.43
VI	a) Exceptional & Extraordinary Items		0.00	0.00
	b) Share of Profit/(Loss) from Associates (Equity Method)		.19	.37
VII	Profit before tax (V - VI)		73.95	81.43
VIII	Tax expense:			
	(1) Current tax		20.00	17.92
	(2) Deferred tax			.00
	(3) Tax for earlier years		- 2.61	.74
			17.39	18.66
IX	Net Profit After Tax		56.56	62.77
X	Profit/(Loss) for the period (XI+XIV)		56.56	62.77
XI	Other Comprehensive Income			
	Income reclassifiable to P&L			
	Tax thereon			
	Remesurement of the Defined Benefit Plan			
	Income not reclassifiable to P&L		208.29	- 9.67
	Tax thereon		- 35.13	2.12
	Remesurement of the Defined Benefit Plan			
	Tax thereon			
	Total Other Comprehensive Income		173.16	- 7.55
	Total Comprehensive Income		229.72	55.22
XII	Earnings per equity share of face value of Rs. 10 each	19	0.94	0.80
	Basic & Diluted (in Rupees)			
Other notes to Accounts & the accompanying notes are an integral part of Standalone Financial Statements				
As per our report of even date			For & on behalf of the Board	
For JMT & ASSOCIATES			For S P CAPITAL FINANCING LTD.	
CHARTERED ACCOUNTANTS			CIN NO. L74140MH1983PLC029494	
FRN - 104167W				
SD/-				
AMAR BAFNA			SD/-	SD/-
PARTNER			SURESHCHAND P JAIN	MEENA S JAIN
M.NO.048639			MANAGING DIRECTOR	DIRECTOR
PLACE: MUMBAI			DIN NO:00004402	DIN NO:00004413
DATE: May 29, 2024			SD/-	SD/-
			SONALI BAPARDEKAR	SANDEEP GOPALE
			COMPANY SECRETARY &	CHIEF FINANCIAL
			COMPLIANCE OFFICER	OFFICER

S.P.CAPITAL FINANCING LIMITED		
Consolidated Statement of Cash Flow		
for the year ended 31 March 2024		
Particulars	(Rs. in Lakhs)	
	For the Year Ended 31 March 2024	For the Year Ended 31 March 2023
CASH FLOW FROM OPERATING ACTIVITIES		
Profit before tax for the year	73.76	63.53
Adjustments for:		
Non Cash / Separately Considered Income/Expenses	-	-48.29
Other Adjustments	-	-
Operating profit before working capital changes	73.76	15.24
Movements in working capital:		
(Increase)/Decrease in trade and other receivables	-	-
(Increase)/decrease in Loans & Advances	39.67	1,082.44
(Increase)/decrease in Investments	-	-
(Increase)/decrease in inventories	-	-
(Increase)/decrease in other assets	-	-28.51
(Decrease)/increase in trade and other payables	-	-0.10
(Decrease)/increase in Provision	-	-
(Decrease)/increase in other liabilities	-1.83	9.63
Cash flow from / (utilized in) operating activities post working capital changes	37.84	1,062.47
Income Taxes		-38.62
Net cash flow from / (utilized in) in operating activities (A)	111.60	1,039.08
Cash flows from investing activities		
Payments to acquire financial assets (Investments) - Net	-3,589.03	-2,376.62
Proceeds on sale of financial assets (Investments)	-	-
Proceeds on sale of financial assets (Land)	-	-
Net cash (used in) investing activities (B)	-3,589.03	-2,376.62
Cash flows from financing activities		
Proceed From Borrowing	1,272.78	934.63
Proceed from Issue of Preference Shares	3,000.00	-
Repayment of Borrowing	-	-
Distribution of dividend	-60.12	-44.84
Net cash used in financing activities (C)	4,212.66	889.78
Cash and cash equivalents at the beginning of the year	62.79	509.54
Cash and cash equivalents at the end of the year(A+B+C)	798.02	62.79
Reconciliation of cash and cash equivalents as per the cash flow Statement		
Cash and cash equivalents	796.49	62.75
Other Balance with bank	1.53	0.04
Balance as per statement of cash flows	798.02	62.79
As per our report of even date	For & on behalf of the Board	
For JMT & ASSOCIATES	For S P CAPITAL FINANCING LTD.	
CHARTERED ACCOUNTANTS	CIN NO. L74140MH1983PLC029494	
FRN - 104167W		
SD/-	SD/-	SD/-
AMAR BAFNA	SURESHCHAND P JAIN	MEENA S JAIN
PARTNER	MANAGING DIRECTOR	DIRECTOR
M.NO.048639	DIN NO:00004402	DIN NO:00004413
PLACE: MUMBAI		
DATE: 29th May 2024		
	SD/-	SD/-
	SONALI BAPARDEKAR	SANDEEP GOPALE
	COMPANY SECRETARY	CHIEF FINANCIAL
	& COMPLIANCE	OFFICER

S.P.CAPITAL FINANCING LIMITED							
Consolidated statement of Change in Equity Capital							
As At 31st March 2024							
A	Equity share capital						
	(Also refer Note)	(Rs. In Lakhs)					
	Particulars	Total Equity					
	As on 1st April 2023	601.22					
	Issue of Share Capital During the quarter	-					
	As on 31st March 2024	601.22					
B	Other Equity						
	(also refer Note)						
		(Rs. in Lakhs)					
	Particulars	Surplus					
		General Reserve	Surplus as per Profit and Loss	Other Comprehensive Income	Reserve Fund u/s 45 of RBI Act	Security Premium Reserve	TOTAL
	Balance as at 1st April 2023	186.00	575.65	-59.06	320.97	270.10	1293.66
	Profit/Loss for the year	.00	56.37	208.29	.00	.00	264.66
	Excess Provision for Tax	.00	.00	.00	.00	.00	.00
	Restated Profit After tax	.00	80.91	.00	.00	.00	80.91
	Total comprehensive income for the year	186.00	712.93	149.23	320.97	270.10	1639.23
	Transfer to/From General Reserve	.00	.00	.00	.00	.00	.00
	Transfer to/ From other Reserve:	.00	.00	.00	.00	-23.53	-23.53
	Deferred Tax write back	.00	.00	-35.13	.00	.00	-35.13
	Dividend Paid	.00	-60.12	.00	.00	.00	-60.12
	Balance as at 31st March 2024	186.00	652.81	114.10	320.97	246.57	1520.45
	As per our report of even date attached	For & on behalf of the Board					
	For JMT & ASSOCIATES	For S P CAPITAL FINANCING LTD.					
	CHARTERED ACCOUNTANTS	CIN NO. L74140MH1983PLC029494					
	FRN - 104167W						
	SD/-						
	AMAR BAFNA	SD/-			SD/-		
	PARTNER	SURESHCHAND P JAIN			MEENA S JAIN		
	M.NO.048639	MANAGING DIRECTOR			DIRECTOR		
	PLACE: MUMBAI	DIN NO:00004402			DIN NO:00004413		
	DATE: May 29, 2024						
		SD/-			SD/-		
		SONALI BAPARDEKAR			SANDEEP GOPALE		
		COMPANY SECRETARY &			CHIEF FINANCIAL		
		COMPLIANCE OFFICER			OFFICER		

S. P Capital Financing Limited
Notes to Financial Statements for the Year ended 31 March 2024

1 CORPORATE INFORMATION

S. P capital Financing Limited (the Company) having principal place of business at Registered office at The Ruby, 5SC, 5th Floor, South Wing, Level 8th, JK Sawant Marg, Dadar West, Mumbai 400028 is engaged in the business of Finance & Investment activities and in providing ancillary services related to the said business activities. The Company is NBFC holding a Certificate of Registration No. B_13.01087 from the Reserve Bank of India ("RBI"), having CIN: L74140MH1983PLC029494.

The financial statements for the year ended March 31, 2024 were authorised for issue in accordance with a resolution of the Board of Directors on May 29th, 2024.

2 SIGNIFICANT ACCOUNTING POLICIES

2.1 Basis of preparation

The financial statements of the Company have been prepared in accordance with Indian Accounting Standards (Ind AS) notified under the Companies (Indian Accounting Standards) Rules, 2015 (as amended from time to time). The financial statements have been prepared under the historical cost convention, as modified by the application of fair value measurements required or allowed by relevant Accounting Standards. Accounting policies have been consistently applied to all periods presented, unless otherwise stated.

The preparation of financial statements requires the use of certain critical accounting estimates and assumptions that affect the reported amounts of assets, liabilities, revenues and expenses and the disclosed amount of contingent liabilities. Areas involving a higher degree of judgement or complexity, or areas where assumptions are significant to the Company are discussed in Note 2.13 - Significant accounting judgements, estimates and assumptions.

The financial statements are presented in Indian Rupees (INR).

2.2 Presentation of financial statements

The financial statements of the Company are presented as per Schedule III (Division III) of the Companies Act, 2013 (the Act) applicable to NBFCs, as notified by the Ministry of Corporate Affairs (MCA). Financial assets and financial liabilities are generally reported on a gross basis except when, there is an unconditional legally enforceable right to offset the recognised amounts without being contingent on a future event and the parties intend to settle on a net basis in the following circumstances:

- i. The normal course of business.
- ii. The event of default.
- iii. The event of insolvency or bankruptcy of the Company and/or its counterparties

2.3 Statement of compliance

The financial statements have been prepared in accordance with the Indian Accounting Standards (Ind AS) on the historical cost basis except for certain financial instruments that are measured at fair values at the end of each reporting period as explained in the accounting policies below and the relevant provisions of the Act.

Accounting policies have been consistently applied except where a newly-issued accounting standard is initially adopted or a revision to an existing accounting standard requires a change in the accounting policy hitherto in use.

2.4 Financial instruments

i. Classification of financial instruments

The Company classifies its financial assets into the following measurement categories:

1. Financial assets to be measured at amortised cost.
2. Financial assets to be measured at fair value through profit or loss.

The classification depends on the contractual terms of the financial asset's cash flows and the Company's business model for managing financial assets which are explained below:

Business Model Assessment

The Company determines its business model at the level that best reflects how it manages groups of financial assets to achieve its business objective.

The Company's business model is not assessed on an instrument-by-instrument basis, but at a higher level of aggregated portfolios and is based on observable factors such as:

- How the performance of the business model and the financial assets held within that business model are evaluated and reported to the entity's key management personnel
- The risks that affect the performance of the business model (and the financial assets held within that business model) and the way those risks are managed.
- How managers of the business are compensated (for example, whether the compensation is based on the fair value of the assets managed or on the contractual cash flows collected)
- The expected frequency, value and timing of sales are also important aspects of the Company's assessment. The business model assessment is based on reasonably expected scenarios without taking 'worst case' or 'stress case' scenarios into account. If cash flows after initial recognition are realised in a way that is different from the Company's original expectations, the Company does not change the classification of the remaining financial assets held in that business model, but incorporates such information when assessing newly originated or newly purchased financial assets going forward.

The Solely Payments of Principal and Interest (SPPI) test

As a second step of its classification process the Company assesses the contractual terms of financial assets to identify whether they meet the SPPI test.

'Principal' for the purpose of this test is defined as the fair value of the financial asset at initial recognition and may change over the life of the financial asset (for example, if there are repayments of principal or amortisation of the premium/discount).

In making this assessment, the Company considers whether the contractual cash flows are consistent with a basic lending arrangement i.e. interest includes only consideration for the time value of money, credit risk, other basic lending risks and a profit margin that is consistent with a basic lending arrangement. Where the contractual terms introduce exposure to risk or volatility that are inconsistent with a basic lending arrangement, the related financial asset is classified and measured at fair value through profit or loss.

The Company classifies its financial liabilities at amortised costs unless it has designated liabilities at fair value through the profit and loss account or is required to measure liabilities at fair value through profit or loss such as derivative liabilities.

ii. Financial assets measured at amortised cost

These financial assets comprises of bank balances, receivables, investments and other financial assets.

Debt instruments

Debt instruments are measured at amortised cost where they have:

- a) contractual terms that give rise to cash flows on specified dates, that represent solely payments of principal and interest on the principal amount outstanding; and
- b) are held within a business model whose objective is achieved by holding to collect contractual cash flows.

These debt instruments are initially recognised at fair value plus directly attributable transaction costs and subsequently measured at amortised cost.

iii. Financial Instruments at fair value through profit or loss (FVTPL)

Items at fair value through profit or loss comprise:

- Investments (including equity shares) held for trading;
- debt instruments with contractual terms that do not represent solely payments of principal and interest. Financial instruments held at FVTPL are initially recognised at fair value, with transaction costs recognised in the statement of profit and loss as incurred. Subsequently, they are measured at fair value and any gains or losses are recognised in the statement of profit and loss as they arise.

iv. Debt securities and other borrowed funds

After initial measurement, debt issued, and other borrowed funds are subsequently measured at amortised cost. Amortised cost is calculated by taking into account any discount or premium on issue funds, and costs that are an integral part of the Effective Interest Rate (EIR).

v. Reclassification

If the business model under which the Company holds financial assets undergoes changes, the financial assets affected are reclassified. The classification and measurement requirements related to the new category apply prospectively from the first day of the first reporting period following the change in business model that result in reclassifying the Company's financial assets. Changes in contractual cash flows are considered under the accounting policy on Modification and derecognition of financial assets described in subsequent paragraphs.

vi. Recognition and Derecognition of financial assets and liabilities

Recognition:

- a) Loans and Advances are initially recognised when the Financial Instruments are transferred to the customers.
- b) Investments are initially recognised on the settlement date.
- c) Debt securities and borrowings are initially recognised when funds are received by the Company.
- d) Other Financial assets and liabilities are initially recognised on the trade date, i.e., the date that the Company becomes a party to the contractual provisions of the instrument. This includes regular way trades: purchases or sales of financial assets that require delivery of assets within the time frame generally established by regulation or convention in the market place.

Derecognition of financial assets due to substantial modification of terms and conditions:

The Company derecognises a financial asset, such as a loan to a customer, when the terms and conditions have been renegotiated to the extent that, substantially, it becomes a new loan, with the difference recognised as a derecognition gain or loss, to the extent that an impairment loss has not already been recorded. The newly recognised loans are classified as Stage 1 for ECL measurement purposes, unless the new loan is deemed to be Purchased or Originated as Credit Impaired (POCI).

If the modification does not result in cash flows that are substantially different, the modification does not result in derecognition. Based on the change in cash flows discounted at the original EIR, the Company records a modification gain or loss, to the extent that an impairment loss has not already been recorded.

Derecognition of financial assets other than due to substantial modification

a) Financial Assets

A financial asset (or, where applicable, a part of a financial asset or part of a group of similar financial assets) is derecognised when the rights to receive cash flows from the financial asset have expired. The Company also derecognises the financial asset if it has both transferred the financial asset and the transfer qualifies for derecognition.

The Company has transferred the financial asset if, the Company has transferred its contractual rights to receive cash flows from the financial asset.

A transfer only qualifies for derecognition if either:

- i. The Company has transferred substantially all the risks and rewards of the asset, or
- ii. The Company has neither transferred nor retained substantially all the risks and rewards of the asset, but has transferred control of the asset.

The Company considers control to be transferred if and only if, the transferee has the practical ability to sell the asset in its entirety to an unrelated third party and is able to exercise that ability unilaterally and without imposing additional restrictions on the transfer.

When the Company has neither transferred nor retained substantially all the risks and rewards and has retained control of the asset, the asset continues to be recognised only to the extent of the Company's continuing involvement, in which case, the Company also recognises an associated liability. The transferred asset and the associated liability are measured on a basis that reflects the rights and obligations that the Company has retained.

b) Financial liabilities

A financial liability is derecognised when the obligation under the liability is discharged, cancelled or expires. Where an existing financial liability is replaced by another from the same lender on substantially different terms, or the terms of an existing liability are substantially modified, such an exchange or modification is treated as a derecognition of the original liability and the recognition of a new liability. The difference between the carrying value of the original financial liability and the consideration paid is recognised in the Statement of Profit or Loss.

vii. Impairment of financial assets

Overview of the ECL principles

The Company records allowance for expected credit losses for all loans, other debt financial assets not held at FVTPL, in this section all referred to as 'financial instruments. Equity instruments are not subject to impairment under Ind AS 109.

The ECL allowance is based on the credit losses expected to arise over the life of the asset (the lifetime expected credit loss), unless there has been no significant increase in credit risk since origination, in which case, the allowance is based on the 12 months' expected credit loss.

Lifetime ECL are the expected credit losses resulting from all possible default events over the expected life of a financial instrument. The 12-month ECL is the portion of Lifetime ECL that represent the ECLs that result from default events on a financial instrument that are possible within the 12 months after the reporting date.

Both Lifetime ECLs and 12-month ECLs are calculated on either an individual basis or a collective basis, depending on the nature of the underlying portfolio of financial instruments. The Company has grouped its loan portfolio into Micro, Small and Medium Enterprises (MSMEs) and Construction Finance.

The Company has established a policy to perform an assessment, at the end of each reporting period, of whether a financial instrument's credit risk has increased significantly since initial recognition, by considering the change in the risk of default occurring over the remaining life of the financial instrument. The Company does the assessment of significant increase in credit risk at a borrower level. If a borrower has various facilities having different past due status, then the highest days past due (DPD) is considered to be applicable for all the facilities of that borrower.

Based on the above, the Company categorises its loans into Stage 1, Stage 2 and Stage 3 as described below:

Stage 1

All exposures where there has not been a significant increase in credit risk since initial recognition or that has low credit risk at the reporting date and that are not credit impaired upon origination are classified under this stage. The Company classifies all standard advances and advances up to 0-29 days default under this category. Stage 1 loans also include facilities where the credit risk has reduced and the loan has been reclassified from Stage 2.

Stage 2

All exposures where there has been a significant increase in credit risk since initial recognition but is not credit impaired are classified under this stage. Financial assets past due for 30 to 89 days are classified under this stage. Stage 2 loans also include facilities where the credit risk has reduced, and the loan has been reclassified from Stage 3.

Stage 3

All exposures assessed as credit impaired when one or more events that have a detrimental impact on the estimated future cash flows of that asset have occurred are classified in this stage. For exposures that have become credit impaired, a lifetime ECL is recognised and interest revenue is calculated by applying the effective interest rate to the amortised cost (net of provision) rather than the gross carrying amount. 90 days Past Due is considered as default for classifying a financial instrument as credit impaired. If an event (for e.g. any natural calamity) warrants a provision higher than as mandated under ECL methodology, the Company may classify the financial asset in Stage 3 accordingly.

Credit-impaired financial assets:

At each reporting date, the company assesses whether financial assets carried at amortised cost and debt financial assets carried at FVTOCI are credit-impaired. A financial asset is 'credit-impaired' when one or more events that have a detrimental impact on the estimated future cash flows of the financial asset have occurred.

Evidence that a financial asset is credit-impaired includes the following observable data:

- a) Significant financial difficulty of the borrower or issuer;
- b) A breach of contract such as a default or past due event;
- c) The restructuring of a loan or advance by the company on terms that the company would not consider otherwise;
- d) It is becoming probable that the borrower will enter bankruptcy or other financial reorganisation; or
- e) The disappearance of an active market for a security because of financial difficulties.

The mechanics of ECL:

The Company calculates ECLs based on probability-weighted scenarios to measure the expected cash shortfalls, discounted at an approximation to the EIR. A cash shortfall is the difference between the cash flows that are due to the Company in accordance with the contract and the cash flows that the Company expects to receive.

The mechanics of the ECL calculations are outlined below and the key elements are, as follows:

Probability of Default (PD) - The Probability of Default is an estimate of the likelihood of default over a given time horizon. A default may only happen at a certain time over the assessed period, if the facility has not been previously derecognised and is still in the portfolio.

Loss Given Default (LGD) - The Loss Given Default is an estimate of the loss arising in the case where a default occurs at a given time. It is based on the difference between the contractual cash flows due and those that the lender would expect to receive, including from the realisation of any collateral. It is usually expressed as a percentage of the EAD.

Exposure at Default (EAD) - The Exposure at Default is an estimate of the exposure at a future default date including the undrawn commitments.

Collateral Valuation

To mitigate its credit risks on financial assets, the Company seeks to use collateral, where possible. The collateral comes in various forms, such as the underlying asset financed, cash, securities, letters of credit/guarantees, etc. However, the fair value of collateral affects the calculation of ECLs. To the extent possible, the Company uses active market data for valuing financial assets held as collateral.

Collateral repossessed

In its normal course of business, the Company does not physically repossess properties or other assets in its retail portfolio, but engages its employees to recover funds, to settle outstanding debt. Any surplus funds are returned to the customers/obligors. As a result of this practice, assets under legal repossession processes are not recorded on the balance sheet.

viii. Write-offs

The Company reduces the gross carrying amount of a financial asset when the Company has no reasonable expectations of recovering a financial asset in its entirety or a portion thereof. This is generally the case when the Company determines that the borrower does not have assets or sources of income that could generate sufficient cash flows to repay the amounts subjected to write-offs. Any subsequent recoveries against such loans are credited to the Statement of Profit and Loss.

ix. Determination of fair value

On initial recognition, all the financial instruments are measured at fair value. For subsequent measurement, the Company measures certain categories of financial instruments (as explained in note.) at fair value on each balance sheet date.

Fair value is the price that would be received to sell an asset or paid to transfer a liability in an orderly transaction between market participants at the measurement date. The fair value measurement is based on the presumption that the transaction to sell the asset or transfer the liability takes place either:

- i. In the principal market for the asset or liability, or
- ii. In the absence of a principal market, in the most advantageous market for the asset or liability

The principal or the most advantageous market must be accessible by the Company.

The fair value of an asset or a liability is measured using the assumptions that market participants would use when pricing the asset or liability, assuming that market participants act in their economic best interest.

A fair value measurement of a non-financial asset takes into account a market participant's ability to generate economic benefits by using the asset in its highest and best use or by selling it to another market participant that would use the asset in its highest and best use.

The Company uses valuation techniques that are appropriate in the circumstances and for which sufficient data are available to measure fair value, maximising the use of relevant observable inputs and minimising the use of unobservable inputs.

In order to show how fair values have been derived, financial instruments are classified based on a hierarchy of valuation techniques, as summarised below:

Level 1 financial instruments - Those where the inputs used in the valuation are unadjusted quoted prices from active markets for identical assets or liabilities that the Company has access to at the measurement date. The Company considers markets as active only if there are sufficient trading activities with regards to the volume and liquidity of the identical assets or liabilities and when there are binding and exercisable price quotes available on the balance sheet date.

Level 2 financial instruments - Those where the inputs that are used for valuation are significant and are derived from directly or indirectly observable market data available over the entire period of the instrument's life. Such inputs include quoted prices for similar assets or liabilities in active markets, quoted prices for identical instruments in inactive markets and observable inputs other than quoted prices such as interest rates and yield curves, implied volatilities, and credit spreads. In addition, adjustments may be required for the condition or location of the asset or the extent to which it relates to items that are comparable to the valued instrument. However, if such adjustments are based on unobservable inputs which are significant to the entire measurement, the Company will classify the instruments as Level 3.

Level 3 financial instruments - Those that include one or more unobservable input that is significant to the measurement as whole.

The Company recognises transfers between levels of the fair value hierarchy at the end of the reporting period during which the change has occurred.

Difference between transaction price and fair value at initial recognition

The best evidence of the fair value of a financial instrument at initial recognition is the transaction price (i.e. the fair value of the consideration given or received) unless the fair value of that instrument is evidenced by comparison with other observable current market transactions in the same instrument (i.e. without modification or repackaging) or based on a valuation technique whose variables include only data from observable markets. When such evidence exists, the Company recognises the difference between the transaction price and the fair value in profit or loss on initial recognition (i.e. on day one).

When the transaction price of the instrument differs from the fair value at origination and the fair value is based on a valuation technique using only inputs observable in market transactions, the Company recognises the difference between the transaction price and fair value in net gain on fair value changes. In those cases where fair value is based on models for which some of the inputs are not observable, the difference between the transaction price and the fair value is not recognised at the initial recognition stage.

2.5 Revenue from operations

i. Interest Income

Interest income is recognised by applying EIR to the gross carrying amount of financial assets other than credit-impaired assets and financial assets classified as measured at FVTPL, taking into account the amount outstanding and the applicable interest rate. For credit impaired financial assets, the company applies the EIR to the amortised cost of the financial asset in subsequent reporting period.

The EIR is computed:

As the rate that exactly discounts estimated future cash payments or receipts through the expected life of the financial asset to the gross carrying amount of a financial asset.

By considering all the contractual terms of the financial instrument (for example, prepayment, extension, call and similar options) in estimating the cash flows

Including all fees paid or received between parties to the contract that are an integral part of the effective interest rate, transaction costs, and all other premiums or discounts.

Any subsequent changes in the estimation of the future cash flows is recognised in interest income with the corresponding adjustment to the carrying amount of the assets.

ii. Dividend Income

Dividend income is recognised when the right to receive the payment is established.

iii. Net gain on Fair value changes

Any differences between the fair values of financial assets classified as FVTPL held by the Company on the reporting date is recognised as an unrealised gain / loss. In cases there is a net gain in the aggregate, the same is recognised in “Net gains on fair value changes” under Revenue from operations and if there is a net loss the same is disclosed as “Net loss on fair value changes” under Expenses in the Statement of Profit and Loss.

Similarly, any realised gain or loss on sale of financial instruments measured at FVTPL is recognised in net gain/loss on fair value changes.

However, net gain/loss on derecognition of financial instruments classified as amortised cost is presented separately under the respective head in the Statement of Profit and Loss.

2.6 Expenses

i. Finance costs

Finance costs on borrowings is paid towards availing of loan, is amortised on EIR basis over the life of loan. The EIR in case of a financial liability is computed

a. As the rate that exactly discounts estimated future cash payments through the expected life of the financial liability to the gross carrying amount of the amortised cost of a financial liability.

b. By considering all the contractual terms of the financial instrument in estimating the cash flows.

c. Including all fees paid between parties to the contract that are an integral part of the effective interest rate, transaction costs, and all other premiums or discounts.

Any subsequent changes in the estimation of the future cash flows is recognised in interest expense with the corresponding adjustment to the carrying amount of the liability.

Interest expense includes issue costs that are initially recognized as part of the carrying value of the financial liability and amortized over the expected life using the effective interest method. These include fees and commissions payable to advisers and other expenses such as external legal costs, Rating Fee etc., provided these are incremental costs that are directly related to the issue of a financial liability.

ii. Retirement and other employee benefits

Short term employee benefit

All employee benefits payable wholly within twelve months of rendering the service are classified as short- term employee benefits. These benefits include short term compensated absences such as paid annual leave. The undiscounted amount of short-term employee benefits expected to be paid in exchange for the services rendered by employees is recognised as an expense during the period. Benefits such as salaries and the expected cost of the bonus/ex-gratia are recognised in the period in which the employee renders the related service.

Post-employment employee benefits

a) Defined contribution schemes

All the eligible employees of the Company who have opted to receive benefits under the Provident Fund and Employees State Insurance scheme, defined contribution plans in which both the employee and the Company contribute monthly at a stipulated rate. The Company has no liability for future benefits other than its annual contribution and recognises such contributions as an expense in the period in which employee renders the related service. If the contribution payable to the scheme for service received before the Balance Sheet date exceeds the contribution already paid, the deficit payable to the scheme is recognised as a liability after deducting the contribution already paid. If the contribution already paid exceeds the contribution due for services received before the Balance Sheet date, then excess is recognised as an asset to the extent that the pre-payment will lead to, for example, a reduction in future payment or a cash refund.

b) Defined Benefit schemes

The Company provides for the gratuity, a defined benefit retirement plan covering all employees. The plan provides for lump sum payments to employees upon death while in employment or on separation from employment after serving for the stipulated years mentioned under 'The Payment of Gratuity Act, 1972'. The present value of the obligation under such defined benefit plan is determined based on actuarial valuation, carried out by an independent actuary at each Balance Sheet date, using the Projected Unit Credit Method, which recognizes each period of service as giving rise to an additional unit of employee benefit entitlement and measures each unit separately to build up the final obligation.

The obligation is measured at the present value of the estimated future cash flows. The discount rates used for determining the present value of the obligation under defined benefit plan are based on the market yields on Government Securities as at the Balance Sheet date.

Net interest recognized in profit or loss is calculated by applying the discount rate used to measure the defined benefit obligation to the net defined benefit liability or asset. The actual return on the plan assets above or below the discount rate is recognized as part of re-measurement of net defined liability or asset through other comprehensive income. An actuarial valuation involves making various assumptions that may differ from actual developments in the future. These include the determination of the discount rate, attrition rate, future salary increases and mortality rates. Due to the complexities

involved in the valuation and its long-term nature, these liabilities are highly sensitive to changes in these assumptions. All assumptions are reviewed at each reporting date.

Re-measurement, comprising of actuarial gains and losses and the return on plan assets (excluding amounts included in net interest on the net defined benefit liability), are recognized immediately in the balance sheet with a corresponding debit or credit to retained earnings through OCI in the period in which they occur. Re-measurements are not reclassified to profit and loss in subsequent periods.

Other long-term employee benefits

Company's liabilities towards compensated absences to employees are accrued on the basis of valuations, as at the Balance Sheet date, carried out by an independent actuary using Projected Unit Credit Method. Actuarial gains and losses comprise experience adjustments and the effects of changes in actuarial assumptions and are recognised immediately in the Statement of Profit and Loss.

The Company presents the Provision for compensated absences under provisions in the Balance Sheet.

iii Rent Expense

Identification of Lease:

The determination of whether an arrangement is a lease, or contains a lease, is based on the substance of the arrangement and requires an assessment of whether the fulfilment of the arrangement is dependent on the use of a specific asset or assets or whether the arrangement conveys a right to use the asset.

Recognition of lease payments:

A right-of-use asset representing the right to use the underlying asset and a lease liability representing the obligation to make lease payments is recognized for all leases over 1 year on initial recognition basis. Discounted committed & expected future cash flows and depreciation on the asset portion on straight-line basis & interest on liability portion (net of lease payments) on EIR basis is recognized over the expected lease term. No right-of-use asset is created for short term leases (i.e. lease term less than 1 year) and leases of low value items.

iv Other income and expenses

All Other income and expense are recognized on accrual basis in the period they occur.

v Impairment of non-financial assets

The carrying amount of assets is reviewed at each balance sheet date if there is any indication of impairment based on internal/external factors. An impairment loss is recognized wherever the carrying amount of an asset exceeds its recoverable amount. The recoverable amount is the greater of the assets, net selling price and value in use. In assessing value in use, the estimated future cash flows are discounted to their present value using a pre-tax discount rate that reflects current market assessments of the time value of money and risks specific to the asset.

In determining net selling price, recent market transactions are taken into account, if available. If no such transactions can be identified, an appropriate valuation model is used. After impairment, depreciation is provided on the revised carrying amount of the asset over its remaining useful life.

vi Taxes

Current Tax

Current tax assets and liabilities for the current and prior years are measured at the amount expected to be recovered from, or paid to, the taxation authorities. The tax rates and tax laws used to compute the amount are those that are enacted, or substantively enacted, by the reporting date in the countries where the Company operates and generates taxable income.

Current income tax relating to items recognised outside profit or loss is recognised outside profit or loss (either in other comprehensive income or in equity). Current tax items are recognised in correlation to the underlying transaction either in OCI or directly in equity. Management periodically evaluates positions taken in the tax returns with respect to situations in which applicable tax regulations are subject to interpretation and establishes provisions where appropriate.

Deferred tax

Deferred tax assets and liabilities are recognised for temporary differences arising between the tax bases of assets and liabilities and their carrying amounts. Deferred income tax is determined using tax rates (and laws) that have been enacted or substantively enacted by the reporting date and are expected to apply when the related deferred income tax asset is realised or the deferred income tax liability is settled.

Deferred tax assets are only recognised for temporary differences, unused tax losses and unused tax credits if it is probable that future taxable amounts will arise to utilise those temporary differences and losses. Deferred tax assets are reviewed at each reporting date and are reduced to the extent that it is no longer probable that the related tax benefit will be realised.

Deferred tax assets and liabilities are offset where there is a legally enforceable right to offset current tax assets and liabilities and they relate to income taxes levied by the same tax authority on the same taxable entity.

Indirect Taxes

Goods and services tax /service tax/value added taxes paid on acquisition of assets or on incurring expenses.

Expenses and assets are recognised net of the goods and services tax/service tax/value added taxes paid, except:

- i. When the tax incurred on a purchase of assets or services is not recoverable from the taxation authority, in which case, the tax paid is recognised as part of the cost of acquisition of the asset or as part of the expense item, as applicable.
- ii. When receivables and payables are stated with the amount of tax included

The net amount of tax recoverable from, or payable to, the taxation authority is included as part of receivables or payables in the balance sheet.

2.7 Cash and cash equivalents

Cash and cash equivalents comprise the net amount of short-term, highly liquid investments that are readily convertible to known amounts of cash (short-term deposits with an original maturity of three months or less) and are subject to an insignificant risk of change in value. They are held for the purposes of meeting short-term cash commitments (rather than for investment or other purposes).

For the purpose of the statement of cash flows, cash and cash equivalents consist of cash and short-term deposits, as defined above.

2.8 Property, plant and equipment

Property, plant and equipment (PPE) are measured at cost less accumulated depreciation and accumulated impairment, (if any). The total cost of assets comprises its purchase price, freight, duties, taxes and any other incidental expenses directly attributable to bringing the asset to the location and condition necessary for it to be capable of operating in the manner intended by the management. Changes in the expected useful life are accounted for by changing the amortisation period or methodology, as appropriate, and treated as changes in accounting estimates.

Subsequent expenditure related to an item of tangible asset are added to its gross value only if it increases the future benefits of the existing asset, beyond its previously assessed standards of performance and cost can be measured reliably. Other repairs and maintenance costs are expensed off as and when incurred.

Depreciation

"Depreciation is calculated using the straight line method to write down the cost of property and equipment to their residual values over their estimated useful lives which is in line with the estimated useful life as specified in Schedule II of the Act, except the useful life of plant and machinery, life of which is estimated for the period of 5 years (as per contractual terms). The estimated useful lives are as prescribed by Schedule II of the Act. The residual values, useful lives and methods of depreciation of property, plant and equipment are reviewed at each financial year end and adjusted prospectively, if appropriate.

Property plant and equipment is derecognised on disposal or when no future economic benefits are expected from its use. Any gain or loss arising on derecognition of the asset (calculated as the difference between the net disposal proceeds and the carrying amount of the asset) is recognised in other income / expense in the statement of profit and loss in the year the asset is derecognised. The date of disposal of an item of property, plant and equipment is the date the recipient obtains control of that item in accordance with the requirements for determining when a performance obligation is satisfied in Ind AS 115."

2.9 Intangible assets

An intangible asset is recognised only when its cost can be measured reliably, and it is probable that the expected future economic benefits that are attributable to it will flow to the Company.

Intangible assets acquired separately are measured on initial recognition at cost. The cost of an intangible asset comprises its purchase price and any directly attributable expenditure on making the asset ready for its intended use and net of any trade discounts and rebates. Following initial recognition, intangible assets are carried at cost less any accumulated amortisation and any accumulated impairment losses.

The useful lives of intangible assets are assessed to be either finite or infinite. Intangible assets with finite lives are amortised over the useful economic life. The amortisation period and the amortisation method for an intangible asset with a finite useful life are reviewed at least at each financial year-end. Changes in the expected useful life, or the expected pattern of consumption of future economic benefits embodied in the asset, are accounted for by changing the amortisation period or methodology, as appropriate, which are then treated as changes in accounting estimates. The amortisation expense on intangible assets with finite lives is presented as a separate line item in the statement of profit and loss. Amortisation on assets acquired/sold during the year is recognised on a pro-rata basis to the Statement of Profit and Loss from / upto the date of acquisition/sale.

Amortisation is calculated using the straight-line method to write down the cost of intangible assets to their residual values over their estimated useful lives. Intangible assets comprising of software are amortised on a straight-line basis over a period of 3 years, unless it has a shorter useful life.

Gains or losses from derecognition of intangible assets are measured as the difference between the net disposal proceeds and the carrying amount of the asset are recognised in the Statement of Profit and Loss when the asset is derecognised.

2.10 Provisions

Provisions are recognised when the enterprise has a present obligation (legal or constructive) as a result of past events, and it is probable that an outflow of resources embodying economic benefits will be required to settle the obligation, and a reliable estimate can be made of the amount of the obligation.

When the effect of the time value of money is material, the enterprise determines the level of provision by discounting the expected cash flows at a pre-tax rate reflecting the current rates specific to the liability. The expense relating to any provision is presented in the Statement of Profit and Loss net of any reimbursement.

2.11 Contingent Liabilities

A contingent liability is a possible obligation that arises from past events whose existence will be confirmed by the occurrence or non-occurrence of one or more uncertain future events beyond the control of the Company or a present obligation that is not recognized because it is not probable that an outflow of resources will be required to settle the obligation. A contingent liability also arises in extremely rare cases where there is a liability that cannot be recognized because it cannot be measured reliably. The Company does not recognize a contingent liability but discloses its existence in the financial statements.

2.12 Earnings Per Share

The Company reports basic and diluted earnings per share in accordance with Ind AS 33 on Earnings per share. Basic EPS is calculated by dividing the net profit or loss for the year attributable to equity shareholders (after deducting preference dividend and attributable taxes) by the weighted average number of equity shares outstanding during the year.

For the purpose of calculating diluted earnings per share, the net profit or loss for the year attributable to equity shareholders and the weighted average number of shares outstanding during the year are adjusted for the effects of all dilutive potential equity shares. Dilutive potential equity shares are deemed converted as of the beginning of the period, unless they have been issued at a later date. In

computing the dilutive earnings per share, only potential equity shares that are dilutive and that either reduces the earnings per share or increases loss per share are included.

2.13 Significant accounting judgements, estimates and assumptions

The preparation of financial statements in conformity with the Ind AS requires the management to make judgments, estimates and assumptions that affect the reported amounts of revenues, expenses, assets and liabilities and the accompanying disclosure and the disclosure of contingent liabilities, at the end of the reporting period. Estimates and underlying assumptions are reviewed on an ongoing basis. Revisions to accounting estimates are recognised in the period in which the estimates are revised and future periods are affected. Although these estimates are based on the management's best knowledge of current events and actions, uncertainty about these assumptions and estimates could result in the outcomes requiring a material adjustment to the carrying amounts of assets or liabilities in future periods.

In particular, information about significant areas of estimation, uncertainty and critical judgments in applying accounting policies that have the most significant effect on the amounts recognized in the financial statements is included in the following notes:

i. Useful lives of depreciable assets

Management reviews its estimate of the useful lives of depreciable assets at each reporting date, based on the expected utility of the assets. Uncertainties in these estimates relate to technological obsolescence that may change the utility of certain software and IT equipment.

ii. Lease term of right-to-use assets

Management reviews its estimate of the lease term of right-to-use assets at each reporting date, based on the expected utility of the leased property. Uncertainties in this estimate relate to business obsolescence/discontinuance that may change the lease term for certain right-to-use assets.

iii. Impairment of non-financial assets

Impairment exists when the carrying value of an asset or cash generating unit exceeds its recoverable amount, which is the higher of its fair value less costs of disposal and its value in use. The fair value less costs of disposal calculation is based on available data from binding sales transactions, conducted at arm's length, for similar assets or observable market prices less incremental costs for disposing of the asset. The value in use calculation is based on a DCF model. The cash flows are derived from the budget for the next five years and do not include restructuring activities that the Company is not yet committed to or significant future investments that will enhance the asset's performance of the CGU being tested. The recoverable amount is sensitive to the discount rate used for the DCF model as well as the expected future cash-inflows and the growth rate used for extrapolation purposes.

iv. Defined employee benefit assets and liabilities

The cost of the defined benefit gratuity plan and the present value of the gratuity obligation are determined using actuarial valuations. An actuarial valuation involves making various assumptions that may differ from actual developments in the future. These include the determination of the discount rate; future salary increases and mortality rates. Due to the complexities involved in the valuation and its long-term nature, a defined benefit obligation is highly sensitive to changes in these assumptions. All assumptions are reviewed at each reporting date.

v. Impairment of loans portfolio

The measurement of impairment losses across all categories of financial assets requires judgement, in particular, the estimation of the amount and timing of future cash flows and collateral values when determining impairment losses and the assessment of a significant increase in credit risk. These estimates are driven by a number of factors, changes in which can result in different levels of allowances.

It has been the Company's policy to regularly review its models in the context of actual loss experience and adjust as and when necessary.

vi. Effective Interest Rate (EIR) method

The Company's EIR methodology, recognises interest income / expense using a rate of return that represents the best estimate of a constant rate of return over the expected behavioural life of loans given / taken and recognises the effect of potentially different interest rates at various stages and other characteristics of the product life cycle (including prepayments and penalty interest and charges).

This estimation, by nature, requires an element of judgement regarding the expected behaviour and life-cycle of the instruments, as well expected changes to Company's base rate and other fee income/expense that are integral parts of the instrument.

2.14 Operating Cycle

Based on the nature of products/activities of the company and the normal time between acquisition of assets and their realisation in cash or cash equivalents, the company has determined its operating cycle as 12 months.

2.15 Recent pronouncements

Ministry of Corporate Affairs ("MCA") notifies new standards or amendments to the existing standards under Companies (Indian Accounting Standards) Rules as issued from time to time. For the year ended March 31, 2024, MCA has not notified any new standards or amendments to the existing standards applicable to the Company.

S.P.CAPITAL FINANCING LIMITED**Notes on financial statement as on and for year ended 31st March 2024****NOTE 03:- Cash and Cash equivalents**

			(Rs. in Lakhs)	
Particulars	31ST MARCH 2024	31ST MARCH 2023		
	Rs.	Rs.		
<u>Balances with banks</u>				
In Current accounts	792.66	60.38		
Cash in hand	3.83	2.37		
Total	796.49	62.75		

NOTE 04:- Bank balances other than Cash and Cash Equivalents above

			(Rs. in Lakhs)	
Particulars	31ST MARCH 2024	31ST MARCH 2023		
	Rs.	Rs.		
<u>Other Bank Balances</u>				
Unpaid Dividend Accounts	1.53	.04		
		0.00		
Total	1.53	.04		

NOTE 5:- LOANS AND ADVANCES

			(Rs. in Lakhs)	
Particulars	31ST MARCH 2024	31ST MARCH 2023		
	Rs.	Rs.		
<u>Un-secured considered good</u>				
Loan & Advances to related party	0.00	101.84		
Interest Receivable on Bonds / Others	72.26	25.40		
TDS and Advance tax	33.13	17.80		
Loan to employee	0.00	.02		
Total	105.39	145.07		

*Refer Groupings Sub Note No. 2

S.P.CAPITAL FINANCING LIMITED**Notes on financial statement as on and for year ended 31st March 2024****NOTE 06:- Other Financial Assets-INVESTMENT**

Particulars	(Rs. in Lakhs)	
	31ST MARCH 2024	31ST MARCH 2023
	Rs.	Rs.
QUOTED -INVESTMENT (AT FVTPL)		
Investment in Listed Share	1662.49	271.06
Investment in Listed Bond	3499.48	2116.71
Investment in Listed Mutual Fund	1701.40	646.61
UNQUOTED -INVESTMENT (AT COST)		
Pride Hotels Ltd	24.71	24.71
Pride Orchades Ltd	44.97	44.97
Premium - Pride Orchades Pvt Ltd	349.82	354.85
Profit - Pride Orchades Pvt Ltd	.19	.37
Total	7283.05	3459.27

NOTE 07:- Other Financial Assets

Particulars	(Rs. in Lakhs)	
	31ST MARCH 2024	31ST MARCH 2023
	Rs.	Rs.
Interest Receivable on Bonds / Others	0.00	30.57
Income receivable on Mutual Fund	0.00	1.10
Total	0.00	31.67

NOTE 08:- Borrowings

Particulars	(Rs. in Lakhs)	
	31ST MARCH 2024	31ST MARCH 2023
	Rs.	Rs.
Unsecured Loan from Related Parties	2531.53	1319.14
Unsecured Loan from Others	56.16	106.92
5% Preference Share Capital	3000.00	
Total	5587.70	1426.06

*Refer Groupings Sub Note No. 3

NOTE 9:- Trade Payable

Particulars	(Rs. in Lakhs)	
	31ST MARCH 2024	31ST MARCH 2023
	Rs.	Rs.
Trade Payable	0.00	0.00
Total	0.00	0.00

NOTE 10:- Other Financial Liabilities

Particulars	(Rs. in Lakhs)	
	31ST MAR 2024	31ST MARCH 2023
	Rs.	Rs.
Unclaimed Dividend	1.53	0.00
Audit Fees Payable	1.96	1.78
TDS Payable	1.58	5.03
Other Liabilities	.68	0.00
Gratuity Payable	8.20	5.57
Salary payable	2.24	1.96
Total	16.18	14.35

NOTE 11:- SHORT TERM PROVISIONS

Particulars	(Rs. in Lakhs)	
	31ST MAR 2024	31ST MARCH 2023
	Rs.	Rs.
Provision For Income Tax	20.00	17.25
Gratuity Payable	7.50	5.57
Total	20.00	17.25

S.P.CAPITAL FINANCING LIMITED

Notes on financial statement as on and for the year ended 31st March 2024

NOTE 12:-EQUITY SHARE CAPITAL

Particulars	As at 31 March 2024		As at 31 March 2023	
	Number	Rs. in Lakhs	Number	Rs. in Lakhs
Authorised				
Equity Shares of ` 10/- each	1,21,00,000	1210.00	1,21,00,000	1210.00
Issued, Subscribed & Paidup				
Equity Shares of ` 10/- each	6,01,22,000	601.22	6,01,22,000	601.22
Total	6,01,22,000	601.22	6,01,22,000	601.22

Note 12.1 There are no items for reconciliation of the number of shares outstanding at the beginning and at the end of the reporting period.

Note 12.2 Terms/Rights Attached to Shares

The company has only one class of equity shares having a par value of Rs. 10/- per share. Each holder of equity shares is entitled to one vote per share. The company declares and pays dividends to the holders of equity shares in Indian rupees. The dividend proposed by Board of Directors is subject to the approval of the shareholders in the ensuing Annual General Meeting.

Note 12.3 The details of shareholder holding more than 5% shares as at March 31, 2024 is set out below:

Name of Shareholder	As at 31 Mar 2024		As at 31 March 2023	
	No. of Shares held	% of Holding	No. of Shares held	% of Holding
Class of Shares: Equity Shares				
Sureshchand Jain	11,50,200	19.13	11,50,200	19.13
Sureshchand Jain	7,29,900	12.14	7,29,900	12.14
S.P.Capital Consultants Pvt Ltd	4,62,400	7.69	4,62,400	7.69
A.S.P.Enterprises Pvt Ltd	4,33,800	7.22	4,33,800	7.22
Pride Hotels Ltd	3,27,700	5.45	3,27,700	5.45

Note 12.4 There are no Bonus Shares /Buyback/Shares for consideration other than cash issued during past five years.

S.P.CAPITAL FINANCING LIMITED

Notes on financial statement as on and for the year ended 31st March 2024

NOTE 13:- Other Equity

Particulars		31 ST MARCH 2024 Rs.	31 ST MARCH 2023 Rs.
A)	General Reserves		
	Opening Balance	186.00	186.00
	Add: Transferred From Surplus	0.00	0.00
	Total	186.00	186.00
B)	Securities Premium Reserve		
	Opening Balance	246.57	270.10
	Total	246.57	270.10
C)	Other Reserves		
	Reserves Fund U/S.45 of RBI Act		
	Opening Balance	320.97	311.36
	Add: Transferred From Surplus	0.00	9.62
	Total	320.97	320.97
	Capital Reserve		
	Opening Balance	349.85	349.85
	Add: Transferred	.15	0.00
	Total	350.00	349.85
D)	Other Comprehensive Income		
	Opening Balance	- 59.06	- 10.77
	Add: Capital gain realised transferred to surplus in Profit & Loss	80.91	0.00
	Add: Transfer during the year	208.29	
	Deffered Tax thereon	- 35.13	- 48.29
		195.01	
	Total	195.01	- 59.06
E)	Surplus in Profit & loss a/c		
	Surplus - Opening balance	575.65	587.03
	Add: Net Profit after tax transferred	56.37	48.44
	Add: Fair Value Gain (Restated)(Post Tax)		
	Amount available for appropriation	632.02	635.47
	Less Appropriations:	0.00	0.00
	Dividend Paid	60.12	41.03
	Deferred Tax written back	0.00	0.00
	Income Tax	0.00	0.00
	Dividend Tax	0.00	3.81
	Amount transferred to General reserves	0.00	0.00
	Amount transferred to Reserves Fund U/S.45 of RBI Act	0.00	9.62
	Surplus - Closing Balance	571.89	581.01
	Total (A+B+C+D+E)	1870.45	1648.87

Description of Nature and purpose of other equity:**General Reserve:**

General Reserve is used from time to time to transfer profits from retained earnings for appropriation purposes.

Security Premium Reserve:

Security premium Reserve is the additional amount charged on the face value of share when the shares are issued, redeemed or forfeited.

S.P.CAPITAL FINANCING LIMITED**Notes on financial statement as on and for year ended 31st March 2024****NOTE 14:- INTEREST INCOME**

Particulars	(Rs. in Lakhs)	
	For the year ended 31ST MARCH 2024	For the year ended 31ST MARCH 2023
	Rs.	Rs.
Interest Income (Gross)	246.30	153.46
Interest on Income Tax Refund	0.00	.28
Total	246.30	153.74

NOTE 15:- OTHER INCOME

Particulars	(Rs. in Lakhs)	
	For the year ended 31ST MARCH 2024	For the year ended 31ST MARCH 2023
	Rs.	Rs.
Other Income		
Sale of Immovable Property	0.00	0.00
Net gain/(loss) on sale of Investments	0.00	.05
Total	0.00	.05

NOTE 16:- COST OF SECURITIES SOLD

Particulars	(Rs. in Lakhs)	
	For the year ended 31ST MARCH 2024	For the year ended 31ST MARCH 2023
	Rs.	Rs.
Opening Stock	0.00	0.00
Add: Purchases	0.00	
Less: Closing Stock		
Total	0.00	0.00

NOTE 17:- EMPLOYEES BENEFIT EXPENSES

Particulars	(Rs. in Lakhs)	
	For the year ended 31ST MARCH 2024	For the year ended 31ST MARCH 2023
	Rs.	Rs.
Salaries	26.29	23.65
Bonus	.92	1.22
Gratuity	1.93	4.91
Staff Welfare expenses	1.83	3.78
Total	30.97	33.55

NOTE 18:- OTHER EXPENSES

		(Rs. in Lakhs)	
Particulars		For the year ended 31ST MARCH 2024	For the year ended 31ST MARCH 2023
		Rs.	Rs.
	Advertisement Expenses	2.02	1.80
	Bank charges	0.00	.06
	Books & Periodicals Exp	1.35	.68
	Conveyance Expenses	5.91	5.25
	Share / Bonds Expenses	.50	.56
	Directors Sitting Fees	1.10	.40
	Interest & Late Filling Fees on GTS / TDS	.02	.03
	Listing & Other Expenses	5.10	4.76
	Miscellaneous Exp	.14	.44
	Office Expenses	3.94	2.63
	Payment to Auditors	.83	.60
	Postage Courier & Stamp	1.93	.85
	Printing & Stationery Expenses	2.95	1.95
	Legal & Professional fees	2.14	1.54
	Rent Rates & Taxes	15.05	4.13
	Repairs & Maintenance	2.47	3.27
	Sundry Expenses	2.93	1.89
	Telephone Expenses	.51	.01
	Total	48.90	30.84

Note:19 Earning Per Share

Particulars		For the year ended 31ST MARCH 2024	For the year ended 31ST MARCH 2023
		Rs.	Rs.
	Profit After Tax	56.56	48.08
	No. of Equity Shares	60.12	60.12
	EPS (basic & Diluted)	0.94	0.80

Note:20 PAYMENT TO AUDITORS

		(Rs. in Lakhs)	
Particulars		For the year ended 31ST MARCH 2024	For the year ended 31ST MARCH 2023
		Rs.	Rs.
	For Audit Fees	.50	.50
	For Limited Review Fees	.10	.10
	Out of Pocket Expenses	.13	.00
	Total	.73	.60

Note:21 Previous Year Figures:

Previous Year Figures are Re-Grouped and Re-arranged wherever necessary to confirm the current year's classifications.

Note:22	Employee benefits			
	Defined benefit plan			
	1 Remeasurements for the year (Actuarial(gain)/loss)			
	For the period	31ST MARCH 2024	31ST MARCH 2023	
	Experience(Gain)/Loss on plan liabilities	- .44	- .19	
	Demographic(Gain)/Loss on plan liabilities	-	-	
	Financial (Gain)/Loss on plan liabilities	.10	- .18	
	Experience(Gain)/Loss on plan liabilities	-	-	
	Financial (Gain)/Loss on plan liabilities	-	-	
	2 Amounts recognised in statement of other comprehensive income(OCI)			
	For the period	31ST MARCH 2024	31ST MARCH 2023	
	Opening amount recognised in OCI outside profit and loss account	0.00	-0.36	
	Remeasurement of the year-obligation(Gain)/Loss	-0.33	-0.36	
	Remeasurement of the year-plan asset(Gain)/Loss	0.00	0.00	
	Total Remeasurement Cost(Credit) for the year recognised in OCI	-0.33	-0.36	
	Closing amount recognised in OCI outside profit and loss amount	-0.33	-0.36	
	3 Table showing changes in present value of obligations:			
	For the period	31ST MARCH 2024	31ST MARCH 2023	
	Present value of obligations as at the beginning of the period	5.57	5.22	
	Acquisition adjustment	0.00		
	Transfer in/(out)	0.00		
	Interest Expense	0.42	0.37	
	Past service cost	0.00		
	Current service cost	0.86	0.35	
	Curtailment Cost/(Credit)	0.00		
	Settlement Cost/(Credit)	0.00		
	Benefits paid	0.00		
	Remeasurements on obligation-(Gain)/Loss	-0.33	-0.36	
	Present value of obligations as at the end of the period	6.51	5.57	
	4 Impact of change in discount rate when base assumption is decreased by 100 basis points			
	Discount rate 2024	31ST MARCH 2024	Discount rate 2023	31ST MARCH 2023
	6.20%	6.87	6.50%	5.93
	8.20%	6.18	8.50%	5.24
	5 Impact of change in salary increase rate when base assumption is decreased/increased by 100 basis point			
	Salary increment rate 2024	31ST MARCH 2024	Salary increment rate 2023	31ST MARCH 2023
	7.00%	6.24	7.00%	5.29
	9.00%	6.80	9.00%	5.87
	6 Impact of change in withdrawal rate when base assumption is decreased /increased by 100 basis point			
	Withdrawal rate 2024	31ST MARCH 2024	Withdrawal rate 2023	31ST MARCH 2023
	3.00%	6.52	3.00%	5.58
	5.00%	6.50	5.00%	5.57

Note:23 Capital management

The Company manages its capital so as to safeguard its ability to continue as a going concern and to optimize returns to shareholders. The capital structure of the Company is based on management's judgement of its strategic and day-to-day needs with a focus on total equity so as to maintain investor, customer, creditors and market confidence.

The management and the Board of Directors monitor the return on capital as well as the level of dividends to shareholders.

The Company may take appropriate steps in order to maintain, or if necessary, adjust, its capital structure.

Particulars	(Rs. in Lakhs)	
	As at 31st March, 2024	As at 31st March, 2023
Short term debt	5587.70	1426.06
Total	-	-
Equity	2471.67	1894.88
Total debt to equity	2.3	0.75

Note:24 Fair Value Disclosures

- **Level 1:** Quoted prices (unadjusted) in active market for identical assets or liabilities.
- **Level 2:** Inputs other than quoted price included within level 1 that are observable for the asset or liability, either directly (i.e. as prices) or indirectly (i.e. derived from prices).
 - The fair value of financial instruments that are not traded in an active market is determined using market approach and valuation techniques which maximize the use of observable market data and rely as little as possible on entity-specific estimates. If significant inputs required to fair value an instrument are observable, the instrument is included in Level 2.
- **Level 3:** Inputs for the assets or liabilities that are not based on observable market data (unobservable inputs).

If one or more of the significant inputs is not based on observable market data, the fair value is determined using generally accepted pricing models based on a discounted cash flow analysis, with the most significant inputs being the discount rate that reflects the credit risk of counterparty.

The fair value of trade payables and other Current financial assets and liabilities is considered to be equal to the carrying amounts of these items due to their short-term nature.

Note: 25 Additional regulatory information required by Schedule III**(i) Compliance with number of layers of companies**

The company has complied with the number of layers prescribed under the Companies Act, 2013.

(ii) Compliance with approved scheme(s) of arrangements

The company has not entered into any scheme of arrangement which has an accounting impact on current or previous financial year.

(iii) Utilisation of borrowed funds and share premium

The company has not advanced or loaned or invested funds to any other person(s) or entity(ies), including foreign entities (Intermediaries) with the understanding that the Intermediary shall:

- directly or indirectly lend or invest in other persons or entities identified in any manner whatsoever by or on behalf of the company (Ultimate Beneficiaries) or
- provide any guarantee, security or the like to or on behalf of the ultimate beneficiaries

(iv) Undisclosed Income

There is no income surrendered or disclosed as income during the current or previous year in the tax assessments under the Income Tax Act, 1961, that has not been recorded in the books of account.

(v) Details of crypto currency or virtual currency

The company has not traded or invested in crypto currency or virtual currency during the current or previous year.

(vi) Registration of charges or satisfaction with Registrar of Companies

There are no charges or satisfaction which are yet to be registered with the Registrar of Companies beyond the statutory period.

Note:26 Maturity analysis of assets and liabilities						
						(Rs. in Lakhs)
The table below shows an analysis of assets and liabilities analysed according to when they are expected to be recovered or settled.						
Particulars	As at 31 March, 2024			As at 31 March, 2023		
	Within 12 months	After 12 months	Total	Within 12 months	After 12 months	Total
Financial Assets						
Cash & Cash Equivalents	796.49	0.00	796.49	62.75	0.00	62.75
Bank Balances other than above	1.53	0.00	1.53	.04	0.00	0.04
Trade Receivables	0.00	0.00	0.00	.00	0.00	0.00
Loans	105.39	0.00	105.39	145.07	0.00	145.07
Investments	7283.05	0.00	7283.05	3459.27	0.00	3459.27
Inventories		0.00	0.00		0.00	0.00
Other Financial Assets	0.00	0.00	0.00	31.67	0.00	31.67
	8186.47	0.00	8186.47	3698.79	0.00	3698.79
Financial Liabilities						
Payables	0.00	0.00	0.00	0.10	0.00	0.10
Borrowings	5587.70	0.00	5587.70	1426.06	0.00	1426.06
Other Financial Liabilities	16.18	0.00	16.18	14.35	0.00	14.35
	5603.88	0.00	5603.88	1440.52	0.00	1440.52
Net Position	2582.59	0.00	2582.59	2258.27	0.00	2258.27

Note: Information on the maturity pattern is based on the reasonable assumptions made by the management.

Note:27 Capital Management

The primary objectives of the Company's capital management policy are to ensure that the Company complies with externally imposed capital requirements and maintains strong credit ratings and healthy capital ratios in order to support its business and to maximise shareholders value.

The Company manages its capital structure and makes adjustments to it according to changes in economic conditions and the risk characteristics of its activities. Capital Management Policy, objectives and processes are under constant review by the Board.

The Company's objectives when managing capital are to safeguard the Company's ability to continue as a going concern in order to provide maximum returns for shareholders and benefits for other stakeholders and to maintain an optimal capital structure to reduce the cost of capital. The primary objective of the Company's Capital Management is to maximise shareholder value. The Company manages its capital structure and makes adjustments in the light of changes in economic environment and the requirements of the financial covenants.

For the purposes of the Company's capital management, capital includes issued capital, securities premium, and all other equity reserves attributable to the equity holders.

To maintain or adjust the capital structure, the Company may adjust the dividend payment to shareholders, return capital to shareholders or issue new shares. The Company monitors capital using a gearing ratio, which is net debt divided by total capital plus net debt. The Company includes within net debt, other non-current financial liabilities, other non current liabilities, other current financial liabilities, other current liabilities, trade payables less cash and cash equivalents.

Particulars	₹ in Lakhs	
	As at 31 March, 2024	As at 31 March, 2023
Borrowings	5587.70	1426.06
Less :- Cash and Cash Equivalents	796.49	62.75
Net debt	4791.21	1363.31
Equity	2471.67	1894.88
Equity	2471.67	1894.88
Capital and net debt	7262.88	3258.19
Gearing ratio	65.97%	41.84%

Note:28 Financial instrument and fair value measurement

a) Financial Instruments - Accounting Classifications

Set out below, is a comparison by class of the carrying amounts and fair value and amortised cost of the Financial Assets and Financial Liabilities:

Financial assets at fair value		(Rs. in Lakhs)		
Particulars	Carrying Value		Fair Value	
	31st March, 2024	31st March, 2023	31st March, 2024	31st March, 2023
Financial assets at fair value through OCI				
Investments	7283.05	3034.38	7283.05	3034.38
Financial assets at fair value through Profit and Loss				
Investments	571.89	581.01	571.89	581.01
Inventories	0.00	0.00	0.00	0.00
Total	6711.16	2453.37	6711.16	2453.37

Financial assets and liabilities at amortised cost		(Rs. in Lakhs)		
Particulars	Carrying Value		Fair Value	
	31st March, 2024	31st March, 2023	31st March, 2024	31st March, 2023
Financial assets				
Cash and cash equivalents	796.49	62.75	796.49	62.75
Bank Balances other than above	1.53	0.04	1.53	0.04
Trade Receivables	0.00	0.00	0.00	0.00
Loans	105.39	145.07	105.39	145.07
Other financial assets	0.00	31.67	0.00	31.67
Total	903.41	239.52	903.41	239.52
Financial liabilities				
Payables	0.00	0.00	0.00	0.00
Borrowings	5587.70	1426.06	5587.70	1426.06
Other Financial Liabilities	16.18	14.35	16.18	14.35
Total	5603.88	1440.41	5603.88	1440.41

The management assessed that the fair value of cash and cash equivalents, loans, other financial assets, borrowings, and other current financial liabilities (except financial instruments carried at amortised cost) approximate their carrying amounts largely due to the short-term maturities of these instruments.

b) Financial Instruments - Fair value measurement

This section explains the judgements and estimates made in determining the fair values of the financial instruments that are (a) recognised and measured at fair value and (b) measured at amortised cost and for which fair values are disclosed in the financial statements. To provide an indication about the reliability of the inputs used in determining fair value, the Company has classified its financial instruments into the three levels prescribed under the accounting standard. An explanation of each level follows underneath the table.

(Rs. in Lakhs)								
As at 31st March, 2024	Carrying Amount				Fair Value			
	At Fair value through Profit & Loss	At Fair value through Other Comprehensive Income	Amortise Cost	Total	Level 1	Level 2	Level 3	Total
Financial Assets								
Cash & Cash Equivalents	0.00	0.00	796.49	796.49	0.00	0.00	796.49	796.49
Bank Balances other than above	0.00	0.00	1.53	1.53	0.00	0.00	1.53	1.53
Trade Receivables	0.00	0.00	0.00	0.00	0.00	0.00	0.00	0.00
Loans	0.00	0.00	105.39	105.39	0.00	0.00	105.39	105.39
Investments	0.00	7283.05	0.00	7283.05	6863.37	69.68	0.00	6933.05
Inventories	0.00	0.00	0.00	0.00	0.00	0.00	0.00	0.00
Other Financial Assets	0.00	0.00	0.00	0.00	0.00	0.00	0.00	0.00
	0.00	7283.05	903.41	8186.47	6863.37	69.68	903.41	7836.46
Financial Liabilities								
Payables	0.00	0.00	0.00	0.00	0.00	0.00	0.00	0.00
Borrowings	0.00	5587.70	5587.70	11175.39	0.00	0.00	5587.70	5587.70
Other Financial Liabilities	0.00	16.18	16.18	32.37	0.00	0.00	16.18	16.18
	0.00	5603.88	5603.88	11207.76	0.00	0.00	5603.88	5603.88

(Rs. in Lakhs)								
As at 31st March, 2023	Carrying Amount				Fair Value			
	At Fair value through Profit & Loss	At Fair value through Other Comprehensive Income	Amortise Cost	Total	Level 1	Level 2	Level 3	Total
Financial Assets								
Cash & Cash Equivalents	0.00	0.00	62.75	62.75	0.00	0.00	62.75	62.75
Bank Balances other than above	0.00	0.00	0.04	0.04	0.00	0.00	0.04	0.04
Trade Receivables	0.00	0.00	0.00	0.00	0.00	0.00	0.00	0.00
Loans	0.00	0.00	145.07	145.07	0.00	0.00	145.07	145.07
Investments	69.68	3034.38	0.00	3104.05	3034.38	69.68	0.00	3104.05
Inventories	0.00	0.00	0.00	0.00	0.00	0.00	0.00	0.00
Other Financial Assets	0.00	0.00	31.67	31.67	0.00	0.00	31.67	31.67
	69.68	3034.38	239.52	3343.58	3034.38	69.68	239.52	3343.58
Financial Liabilities								
Payables	0.00	0.00	0.00	0.00	0.00	0.00	0.00	0.00
Borrowings	0.00	0.00	1426.06	1426.06	0.00	0.00	1426.06	1426.06
Other Financial Liabilities	0.00	0.00	14.35	14.35	0.00	0.00	14.35	14.35
	0.00	0.00	1440.41	1440.41	0.00	0.00	1440.41	1440.41

Level 1: Level 1 hierarchy includes financial instruments measured using quoted prices. This includes listed equity instruments, traded bonds and mutual funds that have quoted price. The fair value of all equity instruments and bonds which are traded in the stock exchanges is valued using the closing price as at the reporting period. The mutual funds are valued using the closing NAV.

Level 2: The fair value of financial instruments that are not traded in an active market (for example, traded bonds, over-the counter derivatives) is determined using valuation techniques which maximise the use of observable market data and rely as little as possible on entity-specific estimates. If all significant inputs required to fair value an instrument are observable, the instrument is included in level 2.

Level 3: If one or more of the significant inputs is not based on observable market data, the instrument is included in level 3.

The carrying amounts of trade receivables, trade payables, capital creditors and cash and cash equivalents are considered to be the same as their fair values, due to their short-term nature.

For financial assets and liabilities that are measured at fair value, the carrying amounts are equal to the fair values.

Note:29 Financial Risk Management Objectives and Policies:

The Company's principal financial liabilities comprise Borrowings and Payables. The Company's financial assets include Investments, Loan, Interest receivable on Loan and Cash and Cash equivalents that derive directly from its operations.

The Company is exposed to credit risk, liquidity risk and market risk. The Company's board of directors has an overall responsibility for the establishment and oversight of the Company's risk management framework. The board of directors has established the risk management committee, which is responsible for developing and monitoring the Company's risk management policies. The committee reports to the board of directors on its activities.

The Company's risk management policies are established to identify and analyse the risks faced by the Company, to set appropriate risk limits and controls and to monitor risks and adherence to limits. Risk management policies and systems are reviewed to reflect changes in market conditions and the Company's activities.

The Company's risk management committee oversees how management monitors compliance with the Company's risk management policies and procedures, and reviews the adequacy of the risk management framework in relation to the risks faced by the Company.

1) Credit risk

Credit risk is the risk of financial loss to the Company if a customer fails to meet its contractual obligations and arises principally from the Company's receivables from customers and loans. The carrying amounts of financial assets represent the maximum credit risk exposure.

Loans

The Company's exposure to credit risk is influenced mainly by the individual characteristics of each Borrower / Customer, However, management also considers the factors that may influence the credit risk of its customer base. Including the default risk associated with the industry. The Company's exposure to credit risk for loans and advances by type of counterparty is as follows;

Carrying Amount Particulars	(Rs. in Lakhs)	
	As at 31st March, 2024	As at 31st March, 2023
Loans	105.39	145.07

The Loans are repayable on demand, however an impairment analysis is performed at each reporting date based on the facts and circumstances existing on that date to identify expected losses on account of time value of money and credit risk. For the purposes of this analysis, the trade receivables are categorised into groups based on days past due.

Investments

The company has made investments in Equity shares, bonds and units of mutual funds on the basis of risk and returns of the respective scheme.

Cash and cash equivalent and Bank deposits

Credit risk on cash and cash equivalent and bank deposits is limited as the fund are in Current Account and sometimes in invests in term deposits with banks.

2) Liquidity risk

Liquidity risk is the risk that the Company will encounter difficulty in meeting its obligations associated with its financial liabilities. The Company's approach in managing liquidity is to ensure that it will have sufficient funds to meet its liabilities when due.

The Company is monitoring its liquidity risk by estimating the future inflows and outflows during the start of the year and planned accordingly the funding requirement. The Company manages its liquidity by term loans, inter-corporate deposit and investment in mutual funds.

The table below summarises the maturity profile of the Company's non-derivative financial liabilities based on contractual undiscounted payments along with its carrying value as at the balance sheet date.

	(Rs. in Lakhs)		
Particular	As at 31 March, 2024		
	Up to 12 months	More than 12 months	Total
Payables	0.00	0.00	0.00
Borrowings	4,458.32	1,129.38	5,587.70
Other Financial Liabilities	3.90	12.29	16.19
			(Rs in Lakhs)
Particular	As at 31 March, 2023		
	Up to 12 months	More than 12 months	Total
Payables	0.00	0.00	0.00
Borrowings	888.22	537.84	1426.06
Other Non-Financial Liabilities	9.82	4.53	14.35

3) Market risk

Market risk is the risk that the fair value of future cash flows of a financial instrument will fluctuate because of changes in market prices.

Market risk includes interest rate risk and foreign currency risk. The objective of market risk management is to manage and control market risk exposures within acceptable parameters, while optimizing the return.

4) Interest Risk

Interest rate risk arises from the possibility that changes in interest rates will affect future cash flows or the fair values of financial instruments. The main business of the Company is providing loans to Corporates. The Company uses its own fund as well as borrows the funds for its lending activity. These activities expose the Company to Interest rate risk.

Interest rate risk is measured through earnings at risk from an earnings perspective and through duration of equity from an economic value perspective. Further, exposure to fluctuations in interest rates is also measured by way of gap analysis, providing a static view of the maturity and re-pricing characteristic of balance sheet positions. An interest rate sensitivity gap report is prepared by classifying all rate sensitive assets and rate sensitive liabilities into various time period categories according to contracted/behavioural maturities or anticipated re-pricing date. The difference in the amount of rate sensitive assets and rate sensitive liabilities maturing or being re-priced in any time period category, gives an indication of the extent of exposure to the risk of potential changes in the margins on new or re-priced assets and liabilities. The interest rate risk is monitored through above measures on a time to time basis.

The following table demonstrates the sensitivity to a reasonably possible change in interest rates (all other variables being considered as constant) of the Company's statement of profit and loss and equity:

FY 2023-2024						Loan	Borrowings
Currency	Increase / (decrease) in basis points	Sensitivity of profit or loss		Sensitivity of equity		105.39	5587.70
Loans (₹ in Lakhs)	25 Basis point Up	Impact on Profit before Tax	0.26	Impact on equity	0.20		
	50 Basis point Up		0.53		0.39		
	25 Basis point Down		-0.26		-0.20		
	50 Basis point Down		-0.53		-0.39		
Borrowings (₹ in Lakhs)	25 Basis point Up	Impact on Profit before Tax	-13.97	Impact on equity	-10.45		
	50 Basis point Up		-27.94		-20.91		
	25 Basis point Down		13.97		10.45		
	50 Basis point Down		27.94		20.91		
FY 2022-2023						Loan	Borrowings
Currency	Increase / (decrease) in basis points	Sensitivity of profit or loss		Sensitivity of equity		145.07	1426.06
Loans (₹ in Lakhs)	25 Basis point Up	Impact on Profit before Tax	0.36	Impact on equity	0.27		
	50 Basis point Up		0.73		0.54		
	25 Basis point Down		-0.36		-0.27		
	50 Basis point Down		-0.73		-0.54		
Borrowings (₹ in Lakhs)	25 Basis point Up	Impact on Profit before Tax	-3.57	Impact on equity	-2.67		
	50 Basis point Up		-7.13		-5.34		
	25 Basis point Down		3.57		2.67		
	50 Basis point Down		7.13		5.34		

S.P.CAPITAL FINANCING LIMITED**Notes on financial statement as on and for the year ended 31st March 2024****Note:30 Changes in Liabilities arising from Financing Activities**

(Rs. in Lakhs)			
Particulars	For the year ended March 31, 2023	Cash Flows	For the year ended March 31, 2024
Proceeds from Borrowings	1426.06	4161.64	5587.70
Total Liabilities from Financing Activities	1426.06	4161.64	5587.70

Note:31 Contingent Liabilities not provided (Ind AS - 37)

- Estimated amount of contracts remaining to be executed on capital account and not provided for – Rs. Nil (PY - Rs. Nil).
- Other Contingent Liabilities not provided for - Rs. Nil (PY - Rs. Nil).

Note:32 Earnings Per Share (Ind AS - 33)

Particulars	For the year ended March 31, 2024	For the year ended March 31, 2023
Net Profit/(Loss) After Tax as per Statement of Profit and Loss (Rs. in Lakhs)	56.37	48.08
Weighted Average Number of Equity Shares (restated)	60,12,200	60,12,200
Basic and Diluted earnings per Share (In Rs.)	0.94	0.80
Nominal Value Per Share (In Rs.)	10.00	10.00

Note : The Company does not have any dilutive potential equity shares. Consequently the basic and diluted earnings per share of the Company remain the same.

Note:33 Income Taxes & Deferred Taxes (Ind AS - 12)

(Rs. in Lakhs)			
Income Tax recognised in statement of profit and loss			
Particulars	For the year ended March 31, 2024	For the year ended March 31, 2023	
Current Tax			
In respect of the Current Year	20.00	17.25	
In respect of the Prior Years	-2.61	-1.80	
	17.39	15.45	
Deferred Tax			
In respect of the Current Year	0.00	0.00	
On Other Comprehensive Income	35.13	2.12	
	35.13	8.97	
Total Income tax expense recognised in the current year relating to continuing operations	52.53	24.42	

Reconciliation of tax expense and the accounting profit multiplied by domestic tax rate: (Rs. in Lakhs)

Particulars	For the year ended March 31, 2024	For the year ended March 31, 2023
Profit Before Tax	73.76	63.53
Applicable tax rate @ 25.17% (March 31, 2022 @ 25.17%)	18.56	15.99
Effect of restated profit on account of Ind AS adoption		0.00
Effect of Tax Exempt Income		0.00
Effect of Non-Deductible expenses		0.00
Effect of Allowances for tax purpose		0.00
Effect of Tax paid at a lower rate		0.00
Effect of Previous year adjustments		0.00
Others		0.00
Total	18.56	15.99

Note:34 Related Party Disclosures (Ind AS - 24)			
A.	Name of related parties and related party relationship:		
	Key Management Personnel		
	Sureshchand Premchand Jain	Managing Director	
	Meena Sureshchand Jain	Director	
	Rajendra Ladakchand Jain	Director	
	Baldev Lakhmichand Boolani	Director	
	Sandeep Sakharam Gopale	Chief Financial Officer	
	Sonal Naik	Company Secretary up to 12th July 2023	
	Pratik Tirlotkar	Company Secretary from 18th July 2023 to 14th Dec 2023	
	Sonali Bapardekar	Company Secretary from 1st March 2024	
	Enterprises owned or significantly influenced by any management personnel		
	EXECUTIVE HOUSING FINANCE CO LTD		
	KOPRA ESTATE PVT LTD		
	INDRALOK HOTELS PVT LTD		
	JAGSONS HOTELS PVT LTD		
	PRIDE HOTELS LIMITED		
	PRIDE REGENCY & DEV- LLP		
	ROHAN HOTELS PVT LTD		
	PRIDE REALTY LLP		
	OM SAI MULTITRADE PVT LTD		
	SOMTI HOTELS PVT LTD		
B	Following transactions were carried out in the ordinary course of business with the parties referred to in (A) above:		
			(Rs. in Lakhs)
	Particulars	For the Year ended March 31, 2024	For the Year ended March 31, 2023
	Key Management Personnel		
	Salary Bonus & Allowances	8.60	8.66
	Directors Sitting Fees	1.10	0.40
	Reimbursement of Expenses	0.00	0.00
	Enterprises owned or significantly influenced by any management personnel		
	Rent Paid	4.25	4.13
	Warehouse Income	0.00	0.00
	Expenses incurred on behalf	0.00	0.00
C	Disclosures as per Regulation 53(f) of Securities and Exchange Board of India (Listing Obligations and Disclosure Requirements Regulations, 2015). Loans and advances in the nature of loans to companies in which directors are interested as under:		
	Period	Balance of Loans as at	Maximum balance outstanding during the year
	31st March, 2024	0.00	0.00
	31st March, 2023	0.00	0.00
	Note : Related Parties are disclosed by the management and relied upon by the auditors.		

Note: 35 Segment Reporting (Ind AS - 108)

The Company operates mainly in the business segment of fund based financing activity. All other activities revolve around the main business. Further, all activities are carried out within India. As such, there are no separate reportable segments as per the provisions of IND AS 108 on 'Operating Segments'.

Note: 36 Leases (Ind AS - 116)

The Company has taken premises under lease. The lease typically runs for a period of 3 years with an option to renew the lease after that period. The lease payments for the entire lease period are fixed at the time of entering into the lease agreement and are renegotiated towards the end of the lease period in case of renewals.

		(Rs. in Lakhs)	
		For the year ended March 31, 2024	For the year ended March 31, 2023
1. Future Minimum Lease Payments under non-cancellable			
(a)	Not later than one year	0.00	0.00
(b)	Later than one year but not later than 5 years	0.00	0.00
(c)	More than 5 years	0.00	0.00
2. Lease payments charged to Profit and Loss Account			
	Rental expenses	15.05	4.13
	Depreciation	0.00	0.00
	Interest	0.00	0.00

Note:37 The provisions of section 186 of the Companies Act, 2013 pertaining to investment and lending activities were not applicable to the Company since the Company was an NBFC. Further, during the year, the Company has not provided any guarantee.

Note: 38 Disclosures as required by RBI Notification No. DNBR.019/CGM (CDS) - 2015 dated April 10, 2015 has not been given since the asset size of the Company does not exceed Rs.500 Crores as on the Balance Sheet date.

Note: 39 There are no amounts due and outstanding to be credited to Investor Education & Protection Fund as at March 31, 2024.

Note: 40 The Company has not used accounting software for maintaining its books of account which has a feature of recording audit trail (edit log) facility. The Company is taking necessary steps such as upgrading existing software /acquiring new software having edit log feature in due course.

Note: 41 The Company has not traded or invested in crypto currency or virtual currency during the year.

Note: 42 The Company is not required to spent any amount in terms of provisions of section 135 of the Companies, Act 2013 on Corporate Social Responsibility.

Note: 43 The Company is not as wilful defaulter by ant bank or financial institution or other lenders.

Note: 44 There are no transactions with the Struck off Companies under Section 248 or 560 of the Companies, Act 2013.

Note: 45 No proceedings initiated or pending against the Company for holding any benami property under the Benami Transactions (Prohibition) Act, 1988.

Note:46 Financial Ratios						
Pursuant to the amendments to Schedule III vide MCA circular dated March 23, 2022, the following ratios are presented:						
Sr. No.	Particulars	Numerator/ Denominator	For the year ended March 31, 2024	For the year ended March 31, 2023	Variance	Remarks
1	Capital to risk-weighted assets ratio (CRAR)					
i	Tier I CRAR	Tier I Capital / Total Risk Weighted Assets	0.00	0.00	0%	
ii	Tier II CRAR	Tier II Capital / Total Risk Weighted Assets	0.00	0.00	0%	
2	Liquidity Coverage Ratio	High Quality Liquid Assets / Total Net Cash Flows	0.00	0.00	0%	

Note:47 The following disclosure is required pursuant to RBI circular dated 13.03.2020- Circular No. RB112019-201170 DOR/(NBFC).CC.PD. No. 1091/22.10.106/2019-20 :

							₹ in Lakhs
Asset Classification as per RBI Norms	Asset Classification as per Ind AS 109	Gross Carrying value as per Ind AS	Loss allowances (Provisions) as required under Ind AS 109	Net Carrying Value	Provision as per ICARP norms	Difference Between Ind AS 109 and provisions as per ICARP norms	
(A)	(B)	(C)	(D)	(E) = (C) - (D)	(F)	(G) = (D) - (F)	
Performing Assets Standard	Stage 1	105.39	0.00	105.39	0.00	0.00	
Performing Assets Sub-Standard	Stage 2	0.00	0.00	0.00	0.00	0.00	

Note:48 Provisions and Contingencies - Additional Disclosures

			(Rs. in Lakhs)	
Break up of 'Provisions and Contingencies' shown under the head Expenditure in Profit and Loss Account	For the year ended March 31, 2024	For the year ended March 31, 2023		
Provisions for depreciation on	0.00	0.00		
Provision towards NPA	0.00	0.00		
Provision made towards Income Tax	20.00	17.25		
Other Provision and Contingencies	0.00	0.00		
Provision for Standard Assets	0.00	0.00		
Floating Provision Against	0.00	0.00		
Provision for depreciation	0.00	0.00		
Provision for gratuity	0.00	0.00		
Provision for Compensated Assets	0.00	0.00		

Note:49 Disclosures as required in terms of RBI notification no. DOR (NBFC).CC.PD.No.109/22.10.106/2019-20 dated 13 March 2020 pertaining to Asset Classification as per RBI:

a) Details of transfer through assignment in respect of loans not in default:

Particulars	For the year ended March 31, 2024	For the year ended March 31, 2023
Amount of Loan accounts assigned (Rs. In Lakhs)	0.00	0.00
Retention of Beneficial Economic Interest (In %)	0.00	0.00
Weighted Average Maturity (in Years)	0.00	0.00
Weighted Average Holding Period (in Years)	0.00	0.00
Coverage of tangible security Coverage (in %)	0.00	0.00

b) The Company has not acquired any loan not in default during the year ended March 31, 2024.

c) The Company has not transferred or acquired any stressed loan during the year ended March 31, 2024.

Note:50 Disclosure pursuant to RBI notification on "COVID-19 Regulatory Package - Asset Classification and Provisioning" dated 17 April 2020 :

Sr. No.	Particulars	Amount
i)	Respective amounts in SMA/overdue categories where the moratorium/deferment was extended.	0.00
ii)	Respective amount where asset classification benefits is extended.	0.00
iii)	Provision made during the F.Y. 2021-22 as per RBI circular dated 17 April 2020 Norms.	0.00
iv)	Provisions adjusted during the respective accounting period against slippages and the residual provisions.	0.00

Note: 51 In the opinion of the Board, the Current assets, and Loans and Advances have a value on realisation in the ordinary course of the business at least equal to the amount at which they are stated in the books of account and adequate provision has been made of funds all known liabilities.

Note: 52 (a) Pursuant to the amendments to Schedule III vide MCA circular dated March 23, 2024, figures are rounded off to rupee in lakhs.

(b) Previous year figures have been regrouped and/or reclassified wherever necessary to conform to current year's presentation.

INVESTMENT IN BOND			
Sr No	Name of Bond	AMOUNT FY 2023-24	AMOUNT FY 2022-23
1	10.26% MUTHOOT FINCORP LTD		
2	10.26% MUTHOOT FINCORP LTD	40,00,000	40,00,000
3	10.32% ANDHRA PRADESH CAPITAL REGION DEVELOPMENT AUTHORITY		
4	10.32% ANDHRA PRADESH CAPITAL REGION DEVELOPMENT AUTHORITY	39,64,665	55,65,990
5	10.50% INDUSIND BANK LTD		
6	10.50% INDUSIND BANK LTD	1,30,00,400	1,30,10,000
7	10.50% INDUSIND BANK LTD		
8	10.50% URGO CAPITAL LTD	24,80,000	25,03,750
9	10.70% THE KARNATAKA BANK LTD		
56	10.70% THE KARNATAKA BANK LTD	2,00,00,000	1,00,00,000
10	10.75% MAS FINANCIAL SERVICES LTD	5000000	4957500
11	11.75% KRAZYBEE SERVICES PVT LTD	90,00,000	76,20,713
12	11.77% SVATANTRA MICROFIN PVT LTD		
13	11.77% SVATANTRA MICROFIN PVT LTD	50,00,000	20,00,000
14	12.00% THE KARNATAKA BANK LTD		20,00,000
15	13.75% THE SOUTH INDIAN BANK LTD	21,60,000	21,09,592
16	6.75% PIRAMAL CAPITAL & HOUSING FINANCE LTD	752950	787680
17	7.55% STATE BANK OF INDIA	1,04,11,406	1,04,61,886
18	7.74% STATE BANK OF INDIA	51,50,000	50,64,270
19	7.75% STATE BANK OF INDIA		
20	7.75% STATE BANK OF INDIA	2,01,43,392	2,02,03,704
21	7.84% HDFC BANK LTD	1,01,91,167	1,01,91,167
22	8.40% CANARA BANK	1,00,00,000	1,00,00,000
23	8.40% TATA MOTORS FINANCE SOLUTIONS LTD	10,00,000	10,00,000
24	8.50% BANK OF BARODA		
25	8.50% BANK OF BARODA	62,83,074	31,06,953
26	8.50% BANK OF BARODA		
27	8.57% BANK OF INDIA	1,00,00,000	1,00,00,000
28	9.10% TATA INTERNATIONAL LTD		
29	9.10% TATA INTERNATIONAL LTD	1,80,00,000	30,00,000
30	9.10% TATA INTERNATIONAL LTD		
31	9.15% CHOLAMANDALAM INVESTMENT AND FIN. CO. LTD.	15,00,000	15,00,000
32	9.15% PUNJAB NATIONAL BANK	30,31,560	30,57,000
33	9.20% TAMILNADU GENERATION AND DISTRIBUTION CORP LTD	20,00,000	20,00,000
34	9.40% HINDUJA LEYLAND FINANCE LTD	10,39,393	10,16,491
35	9.50% UNION BANK OF INDIA	50,00,000	50,00,000
36	9.55% Canara Bank	40,00,000	40,00,000
37	9.62% ANDHRA PRADESH STATE BEVERAGES CORPORATION	30,00,000	30,00,000
38	9.70% UP POWER CORPORATION LTD	52,50,000	51,75,000
39	9.75% ECL FINANCE LTD		
40	9.75% ECL FINANCE LTD		
41	9.75% ECL FINANCE LTD	45,76,455	48,40,000
42	9.75% ECL FINANCE LTD		
43	9.75% HINDUJA LEYLAND FINANCE LTD		
44	9.75% HINDUJA LEYLAND FINANCE LTD	1,65,12,000	60,00,000
45	9.75% HINDUJA LEYLAND FINANCE LTD		
46	9.75% TATA MOTORS FINANCE LTD	21,12,754	21,28,000
47	9.95% UP POWER CORPORATION LTD		
48	9.95% UP POWER CORPORATION LTD	82,74,659	82,41,886
49	10.25% SHRIRAM TRANSPORT FINANCE CO LTD	30,00,003	30,30,000
50	10.00% AVANTI FINANCE PVT LTD	50,00,000	
51	10.00% INDIABULLS HOUSING FINANCE LTD	21,00,000	
52	10.20% CLIX CAPITAL	30,00,000	
53	10.25% KRAZYBEE SERVICES PVT LTD	37,50,000	
54	10.25% NAVI FISERVE LTD	29,63,255	
55	10.40% URGO CAPITAL LTD	49,69,500	
56	10.75% FINCARE SMALL FINANCE BANK LTD	14,80,020	
57	11.00% MUTHOOT MICROFIN LTD	24,36,000	
58	11.25% ESAF SMALL FINANCE BANK LTD	20,70,160	
59	11.76% EARLYSALARY SERVICES PVT LTD	50,00,000	
60	12.00% MUTHOOT FINCORP LTD	30,00,000	
61	12.25% ANAPURNA FINANCE PVT LTD	30,60,000	
62	13% ELECTRONICA FINANCE LIMITED2029	25,00,000	
63	7.25% Government of India (GOI Loan)	2,00,00,000	
64	8.35% TATA MOTORS FINANCE SOLUTIONS LTD	30,00,000	25,00,000
65	8.50% STATE BANK OF INDIA	30,63,984	
66	8.50% STATE BANK OF INDIA		
67	8.88% INDIABULL HOUSING FINANCE LTD	24,60,000	
68	9.00% INDIABULL HOUSING FINANCE LTD		
69	9.00% INDIABULL HOUSING FINANCE LTD	1,21,25,000	
70	9.00% INDIABULL HOUSING FINANCE LTD		
71	9.3% INDIABULL HOUSING FINANCE LTD	24,38,050	
72	9.70% CREDITACCESS GRAMEEN LTD	1,00,50,000	
73	9.90% AUXILO	30,00,000	
74	SPANDANA SPHOORTY FINANCIAL LTD	48,86,600	49,07,000
75	12.75% SATIN CREDITCARE NETWORK LTD	49,99,950	
76	8.35% INDIABULLS HOUSING FINANCE LTD (MATURED)	30,00,000	
77	CREDIT ACCESS GRAMEEN LTD	1,00,50,000	
78	12.9% CHOLAMANDALAM INVESTMENT & FIN CO LTD	92,76,751	
79	EMBASSY OFFICE PARK REIT	44,35,320	
80	12.90% CHOLAMANDALAM INVESTMENT AND FIN CO LTD		20,00,000
81	CENTRUM RETAIL SERVICES LTD (MLD)		33,04,373
82	EMBASSY PROPERTY DEVELOPMENTS PVT LTD (MLD)		84,07,800
83	L&T INFRA CREDIT LTD		1,28,23,100
84	NUVAMA WEALTH FINANCE LTD (EDELWEISS)		11,57,000
	TOTAL	34,99,48,467	21,16,70,855

INVESTMENT IN MUTUAL FUND			
Sr.No	Name of MF	AMOUNT FY 2023-24	AMOUNT FY 2022-23
1	360 ONE COMMERCIAL YIELD FUND (CAT II AIF)	93,86,029	-
2	ADITYA BIRLA SUN LIFE CORPORATE BOND FUND	1,08,619	-
3	ADITYA BIRLA SUN LIFE FRONTLINE EQUITY UND	20,22,889	-
4	ADITYA BIRLA SUN LIFE INDIA GENNEXT FUND	16,48,230	-
5	ADITYA BIRLA SUN LIFE INFRASTRUCTURE FUND	39,51,924	-
6	ADITYA BIRLA SUN LIFE MULTI ASSET ALLOCATION FUND	24,69,797	-
7	ADITYA BIRLA SUN LIFE NIFTY SDL	1,07,62,610	1,00,51,668
8	ADITYA BIRLA SUN LIFE SHORT TERM FUND	7,30,057	55,20,760
9	AVENDUS STRUCTURED CREDIT FUND II	74,53,000	-
10	AXIS GROWTH OPPORTUNITIES FUND- GROWTH	10,10,379	6,82,817
11	Bandhan Small Cap Direct-G	5,29,004	-
12	BHARAT BOND FOF APRIL 2030	1,08,43,698	2,05,41,367
13	BHARAT BOND FOF APRIL 2031	1,14,23,577	99,93,300
14	Edelweiss Small Cap Direct-G	1,08,74,745	-
15	EMBASSY PROPERTY DEVELOPMENTS PVT LTD NCD	70,15,356	-
16	HDFC CREDIT RISK DEBT FUND	5,21,001	-
17	HDFC EQUITY SAVINGS FUND	15,50,663	-
18	HDFC FOCUSED 30 FUND	34,67,250	-
19	HDFC GILT FUND	22,47,339	-
20	HDFC INDEX FUND NIFTY 50	34,54,407	-
21	HDFC LARGE CAP AND MID CAP FUND	23,25,608	-
22	HDFC SHORT TERM DEBT FUND	4,19,010	-
23	HDFC SMALL CAP FUND	15,30,696	-
24	HDFC Overnight Direct-G	49,269	-
25	HDFC TRANSPORTATION AND LOGISTICS FUND	19,76,451	-
26	ICICI PRUDENTIAL - BLUECHIP FUND- GROWTH	10,72,783	7,53,537
27	ICICI Bank-PMS A/C NO 00405155776	10,77,606	-
28	ICICI PRUDENTIAL CREDIT RISK FUND	2,09,590	-
29	ICICI PRUDENTIAL EQUITY SAVINGS FUND CUM	8,81,237	-
30	ICICI PRUDENTIAL GILT FUND	25,62,974	-
31	ICICI PRUDENTIAL LARGE & MID CAP FUND	48,62,056	-
32	ICICI PRUDENTIAL SHORT TERM FUND	5,75,807	-
33	ICICI PRUDENTIAL SMALLCAP FUND	14,38,273	-
34	ICICI PRUDENTIAL VALUE DISCOVERY FUND	34,13,447	-
35	Kotak Alternate Assessts Fund II	10,00,000	-
36	Kotak India Eq Contra Direct-G	17,51,649	-
37	KOTAK EMERGING EQUITY FUND DIRECT GROWTH	10,74,636	-
38	KOTAK MULTI ASSET ALLOCATION FUND	53,04,482	-
39	KOTAK NIFTY SDL	1,09,21,390	1,00,34,078
40	MIRAE ASSET FOCUSED FUND- GROWTH	8,66,455	7,09,884
41	PARAG PARIKH FLEXI CAP FUND DIRECT PLAN	34,61,146	-
42	SBI ENERGY OPPORUNITIES FUND REGULAR GROWTH	21,49,262	-
43	SBI HELTHCARE OPPORTUNITIES FUND	21,24,812	-
44	SBI LARGE & MIDCAP FUND	13,15,918	-
45	SBI MAGNUM GILT FUND	18,53,222	-
46	SBI MULTI ASSET ALLOCATION FUND	47,09,353	-
47	SBI Nifty Index Direct-G	25,42,124	-
48	SBI SHORT TERM DEBT FUND	10,38,487	-
49	Quant PSU Fund-Regular Plan Growth	29,99,925	-
50	Motilal Oswal India Advantage	30,00,000	-
51	ICICI PRUDENTIAL CORPORATE CREDIT OPP. FUND AIF-I	99,85,516	63,73,910
	TOTAL	17,01,39,956	6,46,61,321

As per our Report of even date attached			
For and on behalf of		For & on behalf of the Board	
M/s. JMT & ASSOCIATES		For S P CAPITAL FINANCING LTD	
Chartered Accountants		CIN: L74140MH1983PLC029494	
Firm Registration No. 104167W			
SD/-	SD/-		SD/-
AMAR BAFNA	SURESHCHAND P JAIN		MEENA S JAIN
PARTNER	MANAGING DIRECTOR		DIRECTOR
MEMBERSHIP NO.048639	DIN: 00004402		DIN: 00004413
PLACE: MUMBAI			
Date:- May 29, 2024	SD/-		SD/-
	SONALI BAPARDEKAR		SANDEEP GOPALE
	COMPANY SECRETARY		CHIEF FINANCIAL
	& COMPLIANCE		OFFICER